

2026 FIRST-QUARTER RESULTS

Presentation for investors, analysts and media

Basel, 29 April 2026



DISCLAIMER

This presentation contains forward-looking statements, including statements regarding the beliefs, expectations and assumptions of future results, performance or achievements of Straumann Group, that are based upon information available to Straumann Group as of the date such statements are made. Forward-looking statements are neither historical facts nor assurances of future performance. They may, but need not, be identified by words such as: "anticipate," "intend," "plan," "goal," "believe," "project," "estimate," "expect," "future," "likely," "may," "should," "will" and similar references to future periods or events. Such forward-looking statements reflect the views, beliefs, assumptions and expectations of Straumann Group or its management at the time the statements are made, and they are subject to known and unknown risks, uncertainties and other factors that may be outside of Straumann Group's control. Such known and unknown risks, uncertainties and other factors underlying forward-looking statements may cause the actual results, performance or achievements of the Group to differ materially from those expressed or implied in this presentation. Accordingly, you should not rely on any forward-looking statements contained in this presentation. Important factors that could cause the Group's expectations regarding future results, performance or achievements to differ materially from those expressed in a forward-looking statement include, but are not confined to, future global economic conditions, pandemics, exchange rates, legal provisions, market conditions, activities by competitors and other factors outside Straumann Group's control. Should one or more of these risks, uncertainties or other factors materialize or should underlying views, beliefs, assumptions or expectations prove incorrect, actual outcomes may vary materially from those forecasted or expected. Straumann Group is providing the information in this presentation as of the date it is given and does not undertake any obligation to update any statements as a result of new information, future events or otherwise. This presentation constitutes neither an offer to sell nor a solicitation to buy any securities.

AGENDA

- | | | |
|----------|-----------------------|-------------------------------------|
| 1 | Performance overview | Guillaume Daniellot |
| 2 | Financial performance | Isabelle Wege |
| 3 | Strategy update | Guillaume Daniellot |
| 4 | 2026 outlook | Guillaume Daniellot |
| 5 | Q&A | Guillaume Daniellot & Isabelle Wege |

1

Q1 PERFORMANCE OVERVIEW

– GUILLAUME DANIELLOT, GROUP CEO –

STRONG START INTO THE YEAR

Continuous market share gains

First quarter revenue in CHF

673 M

Winning share in all key
market segments

Organic revenue growth¹

7.1 %

or -1.2% in CHF

Regional performance

NORTH AMERICA

Growth across all businesses

Implantology

EXPANDING LEADERSHIP

Strong execution with iEXCEL,
strengthening education with AOMI launch

Orthodontics

TRANSFORMATION IN FULL SWING

Smartee technology and production
transition completed

Outlook 2026²

**HIGH-SINGLE DIGIT
ORGANIC REVENUE GROWTH**

with 30 to 60 basis points improvement
of the core EBIT margin at constant 2025
currency rates

¹ Excluding FX and M&A effects ² Barring unforeseen events
⁵ ² Barring unforeseen events

SOLID GROWTH ACROSS REGIONS WITH VARIED MARKET DYNAMICS

NAM

Q1 7.7%
Q1 25 1.8%

26 %*

EMEA

Q1 7.8%
Q1 25 10.0%

43 %*

GROUP

Q1 7.1%
Q1 25 11.0%

LATAM

Q1 19.5%
Q1 25 18.8%

9 %*

22 %*

APAC

Q1 0.5%
Q1 25 23.0%

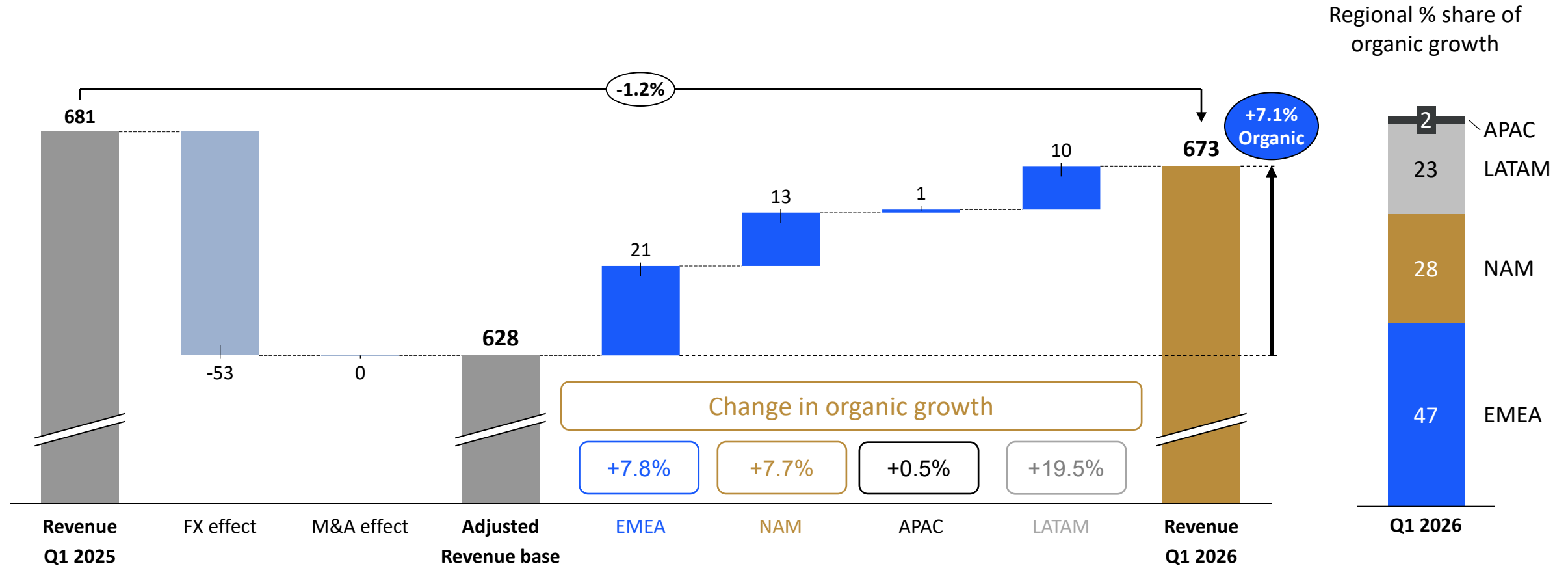
2

Q1 FINANCIAL PERFORMANCE

– ISABELLE WEGE, GROUP CFO –

STRONG RESULTS WITH CONSIDERABLE FX HEADWINDS

Revenue development breakdown (in CHF million, rounded)




OPERATIONAL INVESTMENTS DRIVING EFFICIENCY



New Shanghai Campus fully operational



Operational improvements in Villeret, Switzerland



ClearCorrect production scaled with Smartee



Neodent, expanding global footprint with 3rd production

- Shanghai campus fully ramped up, supporting cost efficiency and reducing FX exposure
- Ongoing optimization of the global manufacturing network, driven by automation investment and a continued improvement mindset
- Clear aligner production fully transitioned to Smartee for EMEA and APAC
- Latest geopolitical turbulence with limited impact

3

STRATEGY UPDATE

– GUILLAUME DANIELLOT, GROUP CEO –

14% MARKET SHARE IN A LARGE AND GROWING CHF 20BN MARKET

PERFORM

IMPLANTOLOGY

>35% (+1%)

Market share

Market size
CHF 6.1BN

REGENERATIVES

<13%

Market share

Market size
CHF 1.3BN

TRANSFORM

CLEAR ALIGNER

<5%

Market share

Market size
CHF 4.9BN

DIGITAL EQUIPMENT

>10% (+5%)

Market share

Market size
CHF 1.8BN

CADCAM PROSTHETICS

<5%

Market share

Market size
CHF 5.7BN

Huge opportunities ahead in a CHF 20 bn addressable market

PERFORM – SUPPORTING IEXCEL MOMENTUM WITH INNOVATION

INNOVATION: NEW DIFFERENTIATED INNOVATIONS WILL ONLY BE AVAILABLE ON IEXCEL

- Launch of iGuide enabling guided surgery for full-arch treatments, expanding into high-value indications
- Continuous expansion with new prosthetic solutions with a new enhanced Variobase XC line including a laser treated surface
- New differentiated innovation strengthening differentiation and customer adoption



PERFORM – STRENGTHENING CLINICAL EDUCATION AND ENGAGEMENT



ITI: LEADING GLOBAL IMPLANTOLOGY NETWORK

- Global network for evidence-based education and research
- 25 000+ members across 100+ countries, training 200 000+ clinicians annually



AOMI: NEW GLOBAL SPECIALIST NETWORK

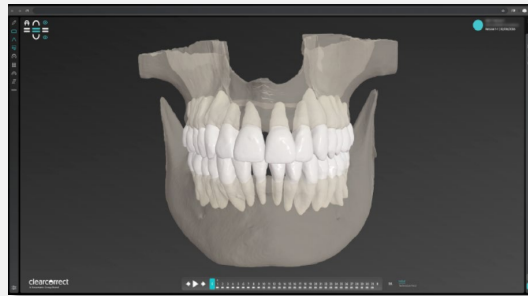
- Straumann supporting AOMI (Academy for Oral & Maxillofacial Implantology), newly launched network focused on advanced oral & maxillofacial implantology
- AOMI is bringing leading experts in complex procedures together

TRANSFORM – STRONG PROGRESS IN ORTHODONTICS TRANSFORMATION

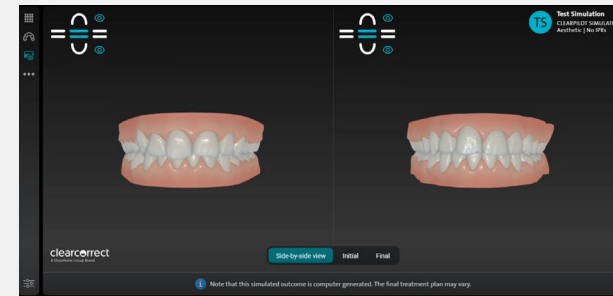


INNOVATION: BOOSTED CLEARCORRECT VALUE PROPOSITION

- Integrated CBCT visualization strengthening treatment planning and differentiation
- Outcome simulation and automated case assessment improving patient communication and case acceptance
- Extended options with scalloped trimline – phased launch due to registrations
- RemoteCare enabling patient compliance and increased outcome consistency while reducing clinical appointments



CBCT visualization



ClearCorrect Outcome Simulator

TRANSFORM – VERY STRONG ADOPTION OF SIRIOS X3



SIRIOS X3
intraoral scanner

IOS PORTFOLIO – MULTI BRANDING & MULTI PRICING

| | | |
|---------|--|---------------------|
| Premium | | 3Shape TRIOS 5/6 |
| Mid | | SIRIOS X3 |
| Entry | | SIRIOS |



Expanded
indications

New advanced
material



Inlays & onlays
feature



Screw-retained
crowns



- Strong IOS momentum thanks to new SIRIOS X3 driving growth of users on AXS cloud-based platform

- Expanded indications for Straumann Signature MIDAS 3D-printer

4

2026 OUTLOOK

– GUILLAUME DANIELLOT, GROUP CEO –

OUTLOOK 2026¹ – WELL-POSITIONED

- High-single digit organic revenue growth
- 30 to 60 basis points improvement of the core EBIT margin at constant 2025 exchange rates

- Expected volatility and regulatory environment to persist
- Resilient business model with strong market positions
- Highly engaged, entrepreneurial culture driving disciplined execution
- Significant growth opportunities in a CHF 20bn+ addressable market

ANY QUESTIONS?



CALENDAR OF UPCOMING EVENT

| 2026 | Event | Location |
|-----------------|---|-------------------|
| 5-6 May | France & UK Roadshow – Jefferies | Paris, London |
| 7 May | Italy Roadshow – Equita | Milan |
| 26-27 May | Deutsche Bank European Champions Conference | Frankfurt |
| 27-28 May | Stifel Jaws & Paws Conference | New York |
| 9-10 Jun | Oddo Swiss Equity Conference | Interlaken |
| 8-10 Jun | Goldman Sach Global Healthcare Conference | Miami |
| 18 Jun | J.P. Morgan European MedTech Conference | London |
| 23-25 Jun | Canada Roadshow – Kepler | Montreal, Toronto |
| 30 Jun – 18 Aug | Quiet period | |
| 19 Aug | Second quarter 2026 results | Webcast |

THANK YOU.

