



## MEDIT *i700* wireless

**straumann**group  
Digital Solutions





# **Wireless Made Easy with a Simple Touch**

*Get the power to take your practice to the next level!*

# Beyond *i700*'s Proven Tech

Still the same **super fast**, **light**, and **accurate *i700***.  
But now **wireless**.



## No More Wires

Free from wires, scanning is comfortable at any angle. Scan proximal areas effortlessly without constraints in movement.



## Fast, Accurate. Connected

Scanning speed of up to 70 FPS\*. You can experience the amazingly smooth and fast scanning performance of Medit's best-selling model. Enjoy the fast speed of the *i700* wirelessly, flawlessly.



## Supercharged Yet Light

Outstanding weight balance even with a battery attached for added comfort.



## Powerful Hardware Meets Versatile Software

Optimized for convenience. Not only from hardware aspects, but also software. *i700* wireless, packed with the latest of MEDIT technology.

\*Frames per second: number of frames of scanning data per second

- Full arch accuracy:  $10.9 \mu\text{m} \pm 0.98$
- Up to 70 FPS



### Small Tip

(Sold separately)

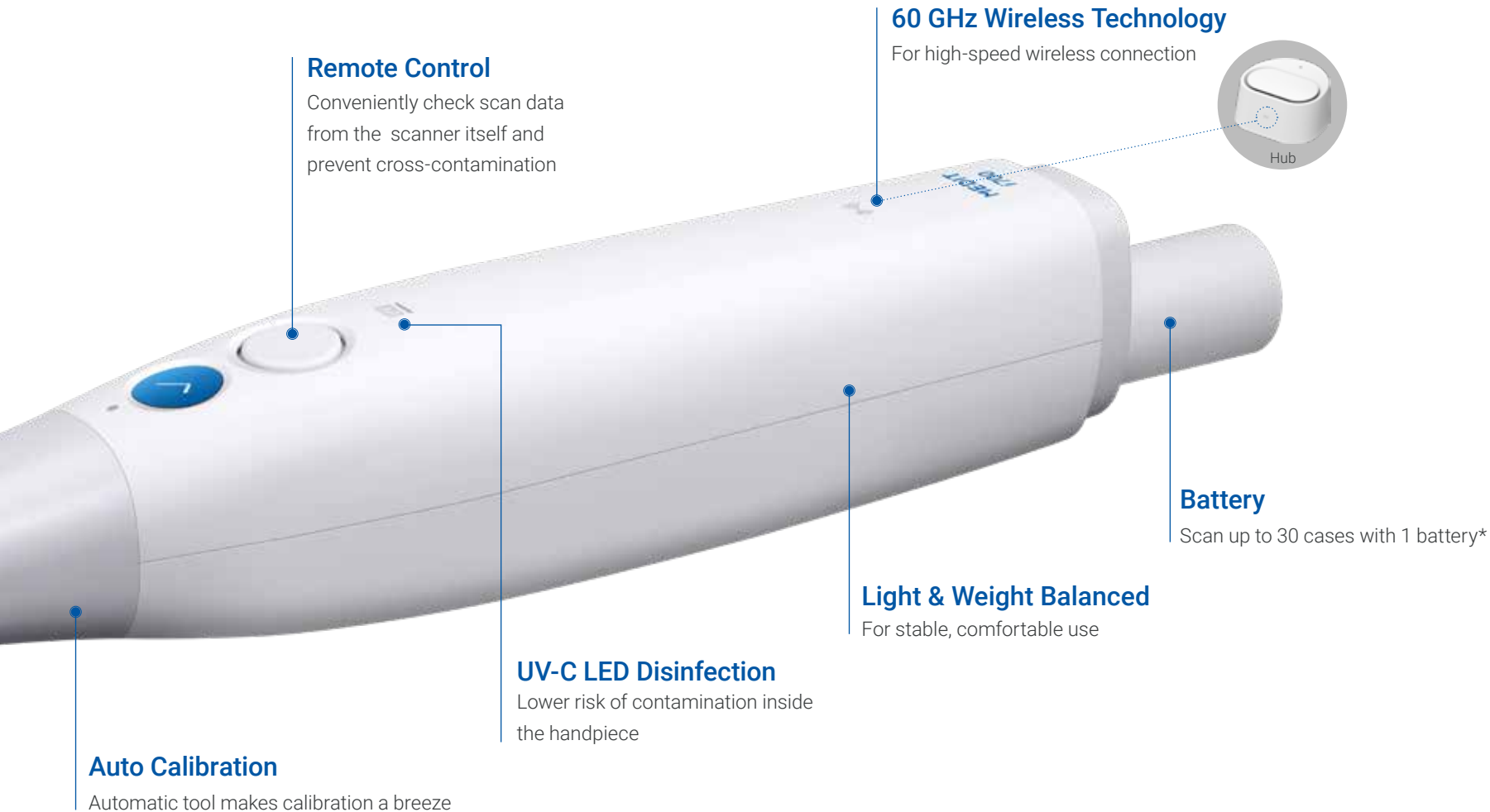
For easy application to the posterior region for patients with small oral cavity

### Reversible Tip

No need to twist your wrist for maxillary scans

### Wider Scan Area

Enlarged scanning window captures large areas at once while maintaining the small size of the scanner head



Auto Calibration Tool  
(Sold separately)

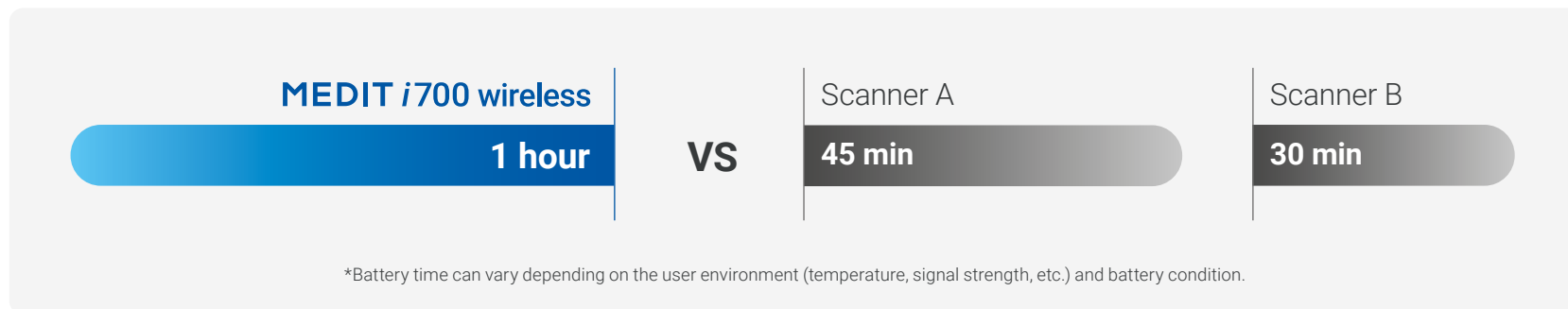
When the scanner's cable disappears, so do restrictions to scan movements. Strengthened impact resistance minimizes damage from accidental drops. Weight balanced design of the *i700* wireless provides a stable, comfortable scanning experience.

\*Performance may vary according to usage conditions.

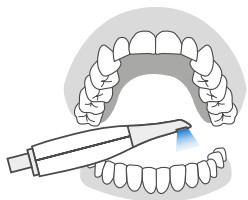


**All-day  
Battery Life**

**1 hour** of continuous scanning, **up to 8 hours** in standby mode



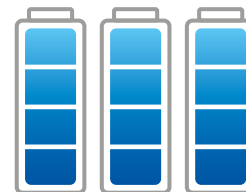
**All-Day-Scan-with-Single-Battery.** Scan all day without worrying about charging.



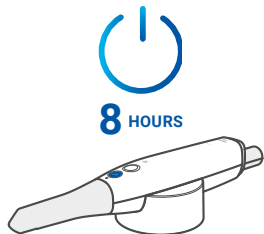
Maxillary + Mandibular + Occlusion  
Total scan time of  
**2 mins\***



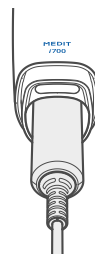
Scan  
up to **30 cases**  
with 1 battery



Up to **90 cases**  
using 3 included  
batteries



Intelligent power management function  
automatically switches the device to sleep mode  
when not in use, standing by up to 8 hours.  
It takes just seconds to wake the device for scanning.



**Wired power connection:**

Once you've used up all 3 included batteries, simply  
connect the power cable and keep using the device.

\*Performance may vary according to usage conditions.

# Wireless Scanning, Easier Than Ever



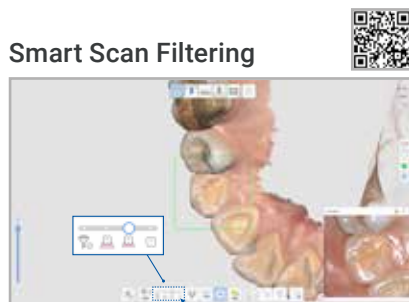


Experience amazing digital dentistry with **Medit Scan for Clinics**.  
Our cutting-edge software technology makes scanning more convenient for you.

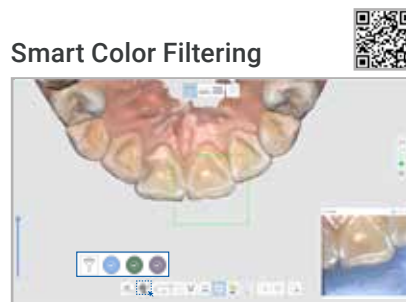
## For scanning assistance



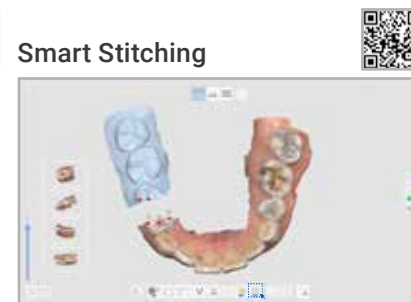
Strengthened user guidance provides help for abnormalities detected during scanning.



Enhanced A.I. filtering performance eases the scanning process by filtering out soft tissue such as lips, cheeks, and tongue.



Automatically filters registered colors, such as the color of medical gloves, during scanning.



Scan with your own scanning strategy. Fragmented scan data are aligned with automatically detected common area.

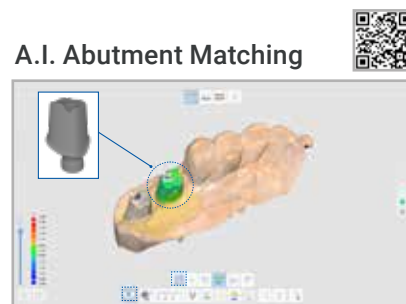
## For more precise and accurate scan data




Automatically distinguishes and suggests the best matching shade from scan data.



Secures accurate scan body data in difficult-to-scan areas, such as the posterior region.



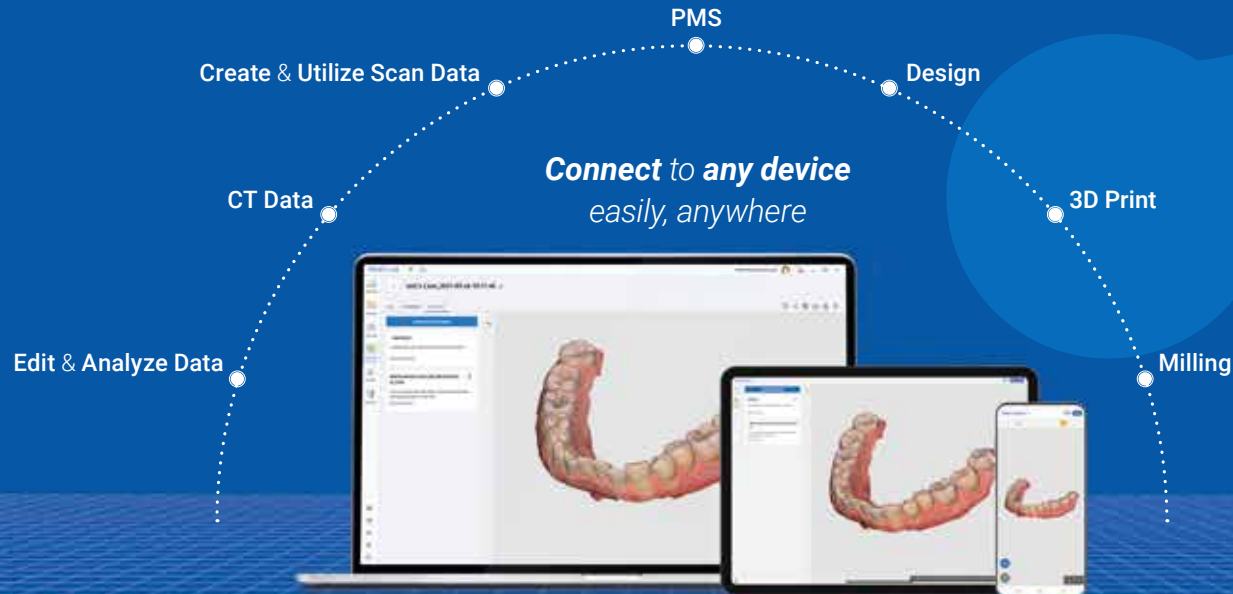
Secures accurate margin data in difficult-to-scan situations.



Get a sharper scan image in the margin area with the upgraded HD Mode.

# Medit Link

Begin your **clinic's data management** with **Medit Link**.

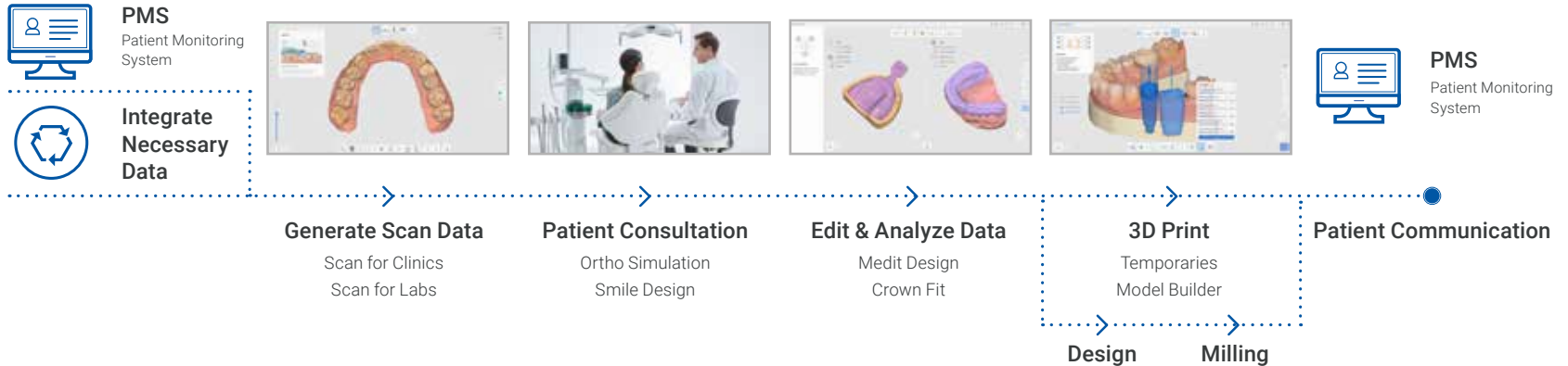


You can create and manage scan data matched with patient information in the electronic chart program and link them with treatment solutions of various workflows. The various apps of the Medit Link App Box help provide higher standard consultation that is easier to understand for patients.

Medit Link's cloud storage encrypts and stores data for reliable protection against virus and ransomware attacks. It also enables data sharing and real-time communication between dentists, patients, and lab technicians anytime, anywhere on a PC, a tablet, or any mobile device with an internet connection.

# Digital Dentistry with **Medit Link** & **Medit Apps**

Digitize Your Treatment with Medit Link



## Use Your Scan Data for Much More

Scan data created with the Medit i700 wireless can be linked to the workflow of various solution providers via Medit Link. The data can also be used with any software that can open standard 3D formats such as STL, PLY, and OBJ. And the wide utilization of our open system is expanding as we speak.

### What you can do in Medit Link :

Clear aligners | Crown and bridges | Implant-supported restorations | Full and partial dentures | Orthodontics | Implant surgical guides | Sleep apnea devices | Dental models | 3D printing...



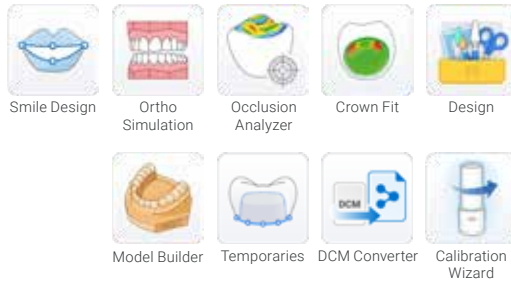
### Medit Apps

Medit Apps quickly introduce digital workflows using scan data and help you to utilize them in a diverse range of cases. You can analyze data, create restorations and models, and communicate with your patients in the simplest way. With Medit Apps, a lot more can be done on the chairside like designing splints, temporaries, bridges, and so on! By the way, you don't need to have a Medit scanner or pay a huge annual fee to join the Medit Ecosystem.


Feel literally free to enjoy digital dentistry with Medit Apps.

→ See Next Page for **Medit Ecosystem**


## Medit Apps



## Practice Management & Imaging



## Dental CAD & Smile Design




## Sleep Apnea




**MEDIT Link**  
Medit Ecosystem

 Integration


## 3D Printers



## Clear Aligners



## Others



...and more!

# Specifications

Category		Medit i700 wireless
Scanning Technology	Scanning Frame	Up to 70 FPS
	Imaging Technology	3D-in-motion video technology   3D full color streaming capture
	LED Source	LED
	Anti-Fogging Technology	Adaptive anti-fogging
Accuracy	Full-Arch	10.9µm ± 0.98
Handpiece	Dimensions	313 x 44 x 47.4 mm
	Total Weight	328 g (Includes battery, tip)
Tip	Tip Size	22.5 x 17.1 mm
	Scan Area	15 x 13 mm
	Autoclavable	Autoclave 150 times 121°C 30 mins (Gravity Type) 134°C 4 mins (Pre-Vacuum Type) 135°C 10 mins (Gravity Type)
	Reversible Tip	Yes
Special Mode	Remote Control Mode	Yes
	UV-C Disinfection	Yes
Connectivity		Wireless USB 3.1 Gen1 (Wireless Hub)



Please scan the QR code for up-to-date [system requirements](#). >>

## About Us

Medit specializes in 3D measurement and CAD/CAM solutions for dental clinics and labs, including intraoral scanners, based on its own patented state-of-the-art technology. We also develop platform solutions for digital dentistry, supporting collaborative workflows. Additionally, the Solutionix line provides 3D scanners and software to the industrial market. Our goal is to provide innovative technology and the highest quality products to ensure mutual growth for all partners.

## Our Medit Community



User Group



Medit Academy



Help Center

Continuous feedback, suggestions of new treatment workflows, and active discussion. From hot debates to fun chats, the Medit community is always lively with our passionate customers. Colleagues from all over the world actively support and help one another, and sincerely welcome new colleagues into digital dentistry.

Scan the QR code to join!

Medit and its community of colleagues support and wish you the best of luck on your new journey into digital dentistry.





[www.medit.com](http://www.medit.com)

**straumann**group  
Digital Solutions

[straumann.us](http://straumann.us) | [straumann.ca](http://straumann.ca)

NAMLIT.1516 5/22 V1 PMR