

Neodent Education
**NATIONAL COURSE
CATALOG 2026**



THE NEODENT® PATH TO EDUCATION



LEGEND

STARTING

Courses at this level introduce foundational concepts, skills, and knowledge. They are designed for beginners or those new to the subject area, offering a solid base to build upon in more advanced courses. Participants will focus on learning core principles, basic techniques, and introductory tools.

ACCELERATING

These courses build on foundational knowledge, helping clinicians deepen their skills and apply concepts in more complex scenarios. They are aimed at learners who have some familiarity with the subject and are ready to enhance their understanding. These courses introduce specialized tools, advanced techniques, and may include hands on and live patient interactions.

SCALING

Courses at this level are for advanced learners or professionals aiming to achieve mastery and implement their skills at a larger scale. Emphasis is placed on optimization and scalability to grow your practice.



Hands-on

→ Course includes hands-on participation



Lecture

→ Instructor provides lecture session



Digital

→ Course includes learning of the Straumann digital solutions products within the Neodent digital workflow



Live Surgery

→ Course includes live patient surgery



Cadaver


→ Hands-on portion of the course will include a cadaver



GROW YOUR PRACTICE

Scale your Implant Practice

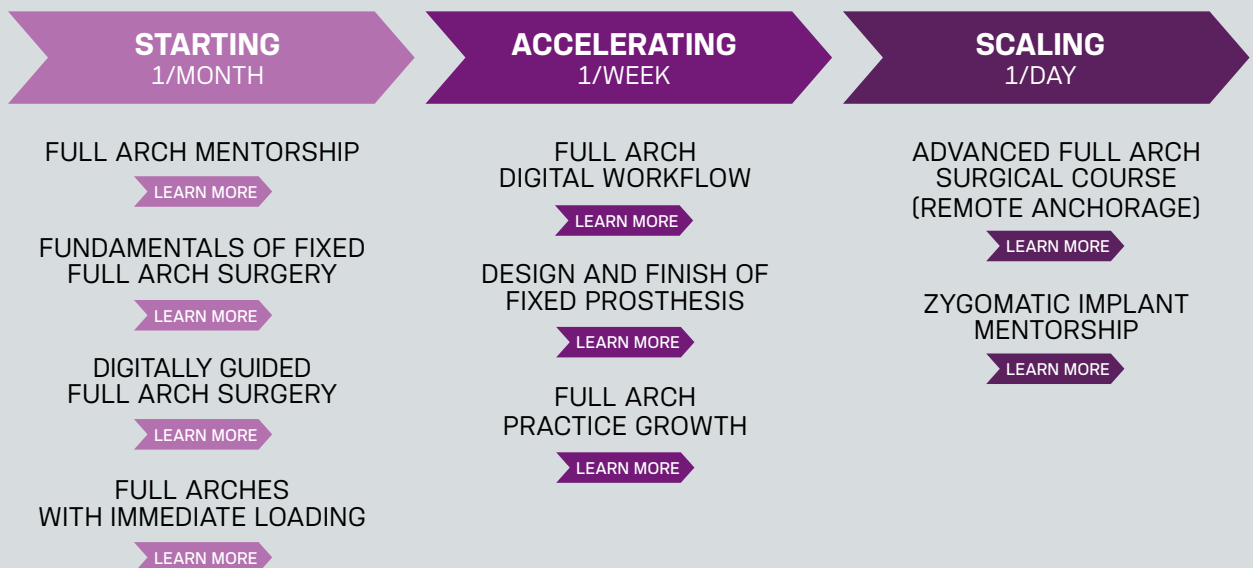
SINGLE & MULTI



GROW YOUR PRACTICE

Scale your Full Arch Practice

FIXED FULL ARCH



SINGLES/MULTI

National Course Calendar 2026

STARTING

ACCELERATING

SCALING



Hands-on



Lecture



Digital



Live Surgery



Cadaver

SINGLES/MULTI STARTING		JAN	FEB	MAR	APR	MAY	JUN	JUL	AUG	SEP	OCT	NOV	DEC
Tooth Replacement Therapy 3D Dentists Wake Forest, NC Tuition: \$17,995	 			16-20			8-12			14-18			
Implant EZ Level 1 Arrowhead Dental Lab Sandy, UT Tuition: \$2,695	 										2-3		
Implant EZ Level 2 Arrowhead Dental Lab Straumann NAM Andover, MA Tuition: \$2,695	 						12-13						
Singles Live Surgical Course Colorado Surgical Institute Greeley, CO Tuition: \$11,995	 		5-7		9-11		4-6			10-12		5-7	
Learn How To Place Single Implants - Dental Implantology 4M Implant Institute Long Beach, CA Tuition: \$2,995		30-31											
The Abundant Dentist Academy Kremer Leadership Institute Chico, CA Tuition: \$4,150/month for 12 months	 			27-28			26-27			18-19			4-5

SINGLES/MULTI ACCELERATING		JAN	FEB	MAR	APR	MAY	JUN	JUL	AUG	SEP	OCT	NOV	DEC
Advanced Bone Grafting 3D Dentists Wake Forest, NC Tuition: \$17,995	 				20-24							2-6	
Advanced Surgeries: Bone Grafts with Emphasis on Sinus Lifts ILAPEO Curitiba, BR	 	Contact local rep for available dates											



SINGLES/MULTI

National Course Calendar 2026

STARTING

ACCELERATING

SCALING

Hands-on

Lecture

Digital

Live Surgery

Cadaver

SINGLES/MULTI SCALING		JAN	FEB	MAR	APR	MAY	JUN	JUL	AUG	SEP	OCT	NOV	DEC
Removables Simplified Arrowhead Dental Lab Sandy, UT Tuition: \$2,695		30-31									16-17		
Dental Implant Overdentures: Surgical and Prosthetic 4M Implant Institute Long Beach, CA Tuition: \$2,995			27-28										



FIXED FULL ARCH

National Course Calendar 2026

STARTING

ACCELERATING

SCALING



Hands-on



Lecture



Digital



Live Surgery



Cadaver

FIXED FULL ARCH STARTING		JAN	FEB	MAR	APR	MAY	JUN	JUL	AUG	SEP	OCT	NOV	DEC
Full Arch Express 3D Dentists Wake Forest, NC Tuition: \$18,995			2-6						3-7		12-16		
Full Arch Surgery: Treatment, Planning & Restorative Concepts (Cadaver Lab) Plus Digital 4M Implant Institute Long Beach, CA Tuition: \$5,995				27-29						25-27			
Future Full Arch Masters Course Full Arch Masters Denver, CO Tuition: \$15,000				12-15									
Full Arch Cadaver Course Texas Implant Institute Dallas, TX Tuition: \$7,500					10-11				21-22				
Full Arches with Immediate Loading: ILAPEO Curitiba, BR		Contact local rep for available dates											
Full Arch Live Surgical Course Colorado Surgical Institute Greeley, CO Tuition: \$16,995			5-7		9-11		4-6			10-12		5-7	
Full Arch Live Surgery Immersion Pikos Institute + ILAPEO Curitiba, BR Tuition: \$19,995							1-4						



FIXED FULL ARCH

National Course Calendar 2026

STARTING

ACCELERATING

SCALING



Hands-on



Lecture



Digital



Live Surgery



Cadaver

FIXED FULL ARCH ACCELERATING		JAN	FEB	MAR	APR	MAY	JUN	JUL	AUG	SEP	OCT	NOV	DEC
Design and Finish Course Full Arch Masters Fresno, CA Tuition: \$6,995					20-23			20-23					
Flagship Course Full Arch Masters Fresno, CA Tuition: \$10,000		26-29	23-26										
Learn The Business of Fixed Full Arch 4M Implant Institute Miami, FL Tuition: \$985						15-16							
Learn The Business of Fixed Full Arch 4M Implant Institute Long Beach, CA Tuition: \$2,900												6	
From Scan to Smile: Digital Protocols for Planning, Finishing and Delivery of Full-Arch Zirconia Prostheses Straumann USA Mansfield, TX Tuition: \$599							19						

FIXED FULL ARCH SCALING		JAN	FEB	MAR	APR	MAY	JUN	JUL	AUG	SEP	OCT	NOV	DEC
Zygomatic Implants From A To Z (Cadaver) 4M Implant Institute Long Beach, CA Tuition: \$7,995									15-16				
Advanced Full arch with Zygomas (Surgical IV) Texas Implant Institute Dallas, TX Tuition: \$6,500				6-7								6-7	
Advanced Live Surgical Course Full Arch Masters Denver, CO Tuition: \$30,000				12-15							15-18		



SINGLES/MULTI

Single Implant Placement (Guided Surgery)

SPEAKERS

Dr. Tarun Agarwal

Dr. Sully Sullivan



STARTING

42^{CE}

3D DENTISTS

TOOTH REPLACEMENT THERAPY

COURSE DESCRIPTION

Take Your Dental Practice to the Next Level

Taking the leap into implant dentistry can be daunting, especially if you have little or no experience. You may have participated in other implant workshops that fell short. Many programs teach you the skills but fail to provide you with real patients to work on. So you never gain the confidence to perform the procedures. And most programs don't show you how to successfully IMPLEMENT the procedures into your business. That's why we developed a comprehensive one-of-a-kind training program to equip you with the experience, skills, and confidence you need to excel in implant dentistry.

In this exclusive 5-day workshop, you'll have the chance to perform various procedures such as tooth removal, bone grafting, implant placement, and PRF techniques. This is one of the only programs in the U.S. where you get to work on multiple live patients. During your procedures, an expert implantologist works side-by-side with you to make sure you do top-rate work and have a great experience. This program also focuses on business and implementation strategy, ensuring that you leave with the tools necessary to hit the ground running. When you come to learn dental implants, you leave with so much more. We provide you with a clear strategy that allows you to implement your newfound knowledge from day one, right in your own practice.

HERE'S WHAT YOU'LL LEARN:

- Advanced Implant Procedures – Gain comprehensive knowledge and skills in dental implant procedures that set you apart from the competition
- Precise Tooth Removal Techniques – Master the art of flawless tooth removal so every patient experiences smooth and efficient treatment with exceptional results.
- Grafting Mastery – Learn grafting techniques to create a solid foundation for future implant placements and deliver lasting, life-changing smiles.
- Cutting-Edge PRF Implementation – Harness the potential of platelet-rich fibrin (PRF) for accelerated healing and extraordinary patient outcomes.
- Unmatched Guided Surgery – Achieve unprecedented levels of precision, predictability, and perfection in implant placement – raising the bar for your practice.
- Digital Implant Impressions – Streamline your workflow and wow your patients with impeccable digital implant impressions

DURING THE PROGRAM, YOU WILL:

- Treat patients for 3 full days
- Work with 5-6 patients
- Perform tooth removals and grafts on 2-4 sites
- Place 3-6 dental implants
- Do PRF on up to 5 patients



Strawman Group
Nationally Approved PACE Program Provider
for SINGLES/MULTI credits
Approval does not imply acceptance by
any regulatory authority or AED endorsement.
6/1/2024 to 5/31/2028
Provider ID# 210001

ifu.neodent.com.br



3 course(s) in 2026

LOCATION

3D Dentists
Wake Forest, NC

TARGET AUDIENCE

This course is perfect for dentists who are new to implant dentistry or have struggled to gain real-world experience and confidence from other programs. It's ideal for those looking for hands-on training with live patients and a clear, actionable strategy to successfully implement implant procedures into their practice.

LEVEL:



REGISTER NOW



Hands-on



Lecture



Digital



Live Surgery

SINGLES/MULTI

Single Implant Placement

SPEAKER

Dr. Jim Downs



STARTING

14^{CE}

ARROWHEAD DENTAL LAB

IMPLANT EZ LEVEL 1

COURSE DESCRIPTION

Experience the benefits of offering implants in your practice.

Modern implant systems and technologies are blurring the lines between GPs and specialists. Now more than ever, dental implants are an important part of routine comprehensive dental care. Patients want the continuity of care that can only come from a dentist who can also provide implants. This course offers a proven and predictable method for introducing implants into dental practices. After the course, you will see more opportunities to place implants, know how to sell them, and production will increase.

LEARNING OBJECTIVES

- Observe a live implant surgery to visualize how implant cases can be done within your practice.
- Understand the dentists-and-assistant implant workflow.
- Practice placing implants in a test model
- Become proficient at using dental implant instruments
- Learn how to determine which implant cases to do and which to refer out.
- Identify potential problem areas in implant case design.
- Learn how to choose the proper implant for each case.
- Review cases that attendees brought, to learn how to effectively plan implant cases.
- Learn how to present implant cases in terms that patients can understand.

1 course(s) in 2026

LOCATION

Arrowhead Dental Lab
Sandy, UT

TARGET AUDIENCE

General dentists who wish to start placing dental implants, improve patient care and keep revenue in their practice.

LEVEL:



REGISTER NOW



Hands-on



Lecture



Strawman Group
Nationally Approved PACE Program Provider
for SINGLES/MULTI credit
Approval does not imply acceptance by
any regulatory authority or AGD endorsement
8/1/2024 to 5/31/2028
Provider ID# 210003



SINGLES/MULTI

Single Implant Placement

SPEAKER

Dr. Jim Downs



STARTING

14^{CE}

ARROWHEAD DENTAL LAB

IMPLANT EZ LEVEL 2

COURSE DESCRIPTION

Spend a weekend learning dental implantology in an environment that allows you to confidently place implants the day after you return.

The Dr. Dick Barnes Group has developed a 2-day comprehensive implant course where each participant is provided with a simulation operatory to practice grafting and suturing techniques. It includes a surgical and restorative mannequin that accurately simulates soft tissue and bone, with both cortical and cancellous layers, membrane-lined sinuses, and bone defects. No other course will provide you with the experience necessary to start placing implants the day after you return. Reserve your seat today as this unique learning experience is only offered twice a year.

LEARNING OBJECTIVES

- Learn how to diagnose, visualize, and plan implant cases.
- Learn how to present implant cases in terms that patients can understand.
- Complete a single posterior implant, including flap design (model)
- Place an anterior implant with optimal aesthetics and function (model)
- Complete a bone graft and placement of an immediate implant (model)
- Learn how to do implant-retained dentures and denture conversions

1 course(s) in 2026

LOCATION

Straumann NAM
60 Minuteman Road
Andover, MA

TARGET AUDIENCE

General dentists who wish to be more comfortable doing multiple implant cases, master a wide range of implant techniques, increase their confidence, and keep revenue in their practice.

LEVEL:



REGISTER NOW



Hands-on



Lecture



Digital



Straumann Group
Nationally Approved PACE Program Provider
for SINGLES/MULTI credit
Approval does not imply acceptance by
any regulatory authority or AGD endorsement
6/1/2024 to 5/31/2028
Provider ID# 210003



SINGLES/MULTI


Single Implant Placement

STARTING

SPEAKERS

Dr. Daniel Briskie

Dr. Taher Dhoun



24^{CE}

COLORADO SURGICAL INSTITUTE

SINGLES LIVE SURGICAL COURSE

COURSE DESCRIPTION

The Single Implant Surgery Course is designed for dental professionals seeking to enhance their knowledge and skills in single implant surgery. This comprehensive two-day course combines theoretical knowledge, hands-on practice, and clinical application to provide a complete understanding of single implant placement in various clinical situations.

LEARNING OBJECTIVES

- Understand the principles and indications of single implant surgery.
- Apply efficient strategies and techniques for implant placement in healed and immediate sites.
- Utilize Platelet-Rich Fibrin (PRF) during implant placement to improve tissue regeneration and infection prevention.
- Develop comprehensive treatment plans for single implant cases.
- Perform flapping and suturing techniques for implant sites.
- Manage patient comfort with oral sedation during surgery.

WHAT YOU GET

- Implant basics
- Flap design
- Treatment planning
- Suturing skills
- Restorative methods
- Practice integration
- Real-life scenarios
- Live-patient experience

5 course(s) in 2026

LOCATION

Greeley Dental Care
Greeley, CO

TARGET AUDIENCE

This course is designed for dental professionals who are not yet placing or looking to get more comfortable with single implant surgery.

LEVEL:



REGISTER NOW

USE CODE **NEODENT15**
AT REGISTRATION
FOR 15% TUITION DISCOUNT



Hands-on



Lecture



Live Surgery



Strawman Group
Nationally Approved PACE Program Provider
for SINGLES/MULTI credit
Approval does not imply acceptance by
any regulatory authority or AGD endorsement
8/1/2024 to 5/31/2028
Provider ID# 210003



SINGLES/MULTI

Single Implant Placement

SPEAKER

Dr. Tirakhsh Emadi



STARTING

30^{CE}

4M INSTITUTE

LEARN HOW TO PLACE SINGLE IMPLANTS - DENTAL IMPLANTOLOGY

COURSE DESCRIPTION

This is an introductory course into the world of dental Implantology, designed for professionals who already have experience with minor oral surgeries but not necessarily Implant placement ones. Indicated for doctors who want to acquire knowledge in a diverse range of Implant and Implant-related procedures and Implant restorative workflows for singles & bridges.

This course will help other general dentists and/or specialists to learn how to open a soft tissue flap, place dental implants in different bone types, suture and restore implants to replace missing natural dentition. It also goes over different types of biomaterials, the indication of using and possible complications.

LEARNING OBJECTIVES

- The fundamental concepts of bone physiology, bone density and applied anatomy.
- CBCT, treatment planning, 3D Implant positioning, how to preserve the biological width on dental Implant procedures, drilling, placing, and loading protocols.
- Risk factors for dental implant placement.
- Incision, flap design, suturing and therapeutics.
- The science and best practices on alveolar ridge preservation and basic bone grafting, for horizontal and vertical defects.
- Digital and analogue impression
- Implant restorative workflows for singles & bridges.
- Transferring the emergence profile for implant restorations.

HANDS-ON WORKSHOP INCLUDES:

- Placing implant in different bone types
- Different suturing techniques
- Socket preservation, horizontal and vertical bone grafting.
- Open and close tray impression
- Digital impression

1 course(s) in 2026

LOCATION

4M Institute
Long Beach, CA

TARGET AUDIENCE

This course is for the general dentist who wants to learn or practice single implant placement.

LEVEL:



REGISTER NOW

20% OFF TUITION FOR
NEODENT CUSTOMERS!



Hands-on



Lecture



Strawman Group
Nationally Approved PACE Program Provider
for SINGLES/MULTI credit
Approval does not imply acceptance by
any regulatory authority or AGD endorsement
6/1/2024 to 5/31/2028
Provider ID# 210003



SINGLES/MULTI

Foundations for Clinical Success

SPEAKER
Dr. Kevin Kremer



STARTING

64^{CE}

KREMER LEADERSHIP INSTITUTE

THE ABUNDANT DENTIST ACADEMY

COURSE DESCRIPTION

The **Elite Mentorship for Growth-Minded Doctors** is a one-year mentorship continuum designed for general dentists who want to become more productive, efficient, and confident clinicians while increasing profitability for the clinician and dental practice. This program is intentionally structured for dentists who are fairly entry-level in implant dentistry and are seeking clear systems, mentorship, and accountability.

Participants engage in four quarterly, in-person immersion sessions featuring implant training on models of guided and non-guided protocols and live-patient fixed-full arch surgery observation, with digital workflows for same day teeth delivery. In person training is complemented by monthly virtual Zoom calls that function as accountability partnerships.

Led by fixed-full arch surgeon, best-selling author and multi-location GP owner Dr. Kevin Kremer, who produces over \$40,000/day as a clinician, the program blends clinical fundamentals, leadership development, and practice management.

UPON COMPLETION OF THIS PROGRAM, PARTICIPANTS WILL BE ABLE TO:

- Implement efficient systems and workflows that increase daily productivity, with documented outcomes of doctors improving production from \$3,000 per day to over \$7,000 per day.
- Develop clinical confidence through improved case presentation, scheduling efficiency, and the strategic incorporation of implant dentistry into practice.
- Understand implant fundamentals and participate in hands-on guided and non-guided implant training on models to support predictable, entry-level surgical implementation.
- Observe and comprehend a live full-arch surgery utilizing a digital workflow with same-day teeth delivery.
- Apply leadership and business principles including the 3 C's of success, FILL scheduling, profit and loss analysis, EBITDA awareness, win-win compensation models, and mindset shifts that support sustainable growth, efficiency, and scalability.

4 sessionw(s) in 2026

LOCATION

New Smile Now Dental Implant Center,
3008 Cohasset Road
Chico, CA 95973

TARGET AUDIENCE

This program is designed for growth-minded general dentists who value mentorship and are motivated to improve their productivity, efficiency, and business performance.

This course is intended for general dentists seeking to become master GPs—productive clinicians who successfully blend clinical excellence, business acumen, and leadership.

LEVEL:



Hands-on



Lecture



Strawman Group
Nationally Approved PACE Program Provider
for SINGLES/MULTI credit
Approval does not imply acceptance by
any regulatory authority or AGD endorsement
6/1/2024 to 5/31/2028
Provider ID# 210003



SINGLES/MULTI

Advanced bone grafting and sinus lift

SPEAKERS

Dr. Tarun Agarwal

Dr. Rick Sullivan



ACCELERATING

32^{CE}

3D DENTISTS

ADVANCED BONE GRAFTING

COURSE DESCRIPTION

Master advanced implant procedures with a dynamic program that combines in-depth education, hands-on training, and real patient experience. Through scientific lectures, you'll gain a clear understanding of the science behind sinus lifts and bone grafting, giving you an edge in precision, decision-making, and patient communication.

Refine your skills with hands-on exercises guided by experienced instructors, ensuring every technique becomes second nature. Then, put your training to the test with live patient experiences, tackling real-world challenges and cases in real time to build true clinical confidence.

Topics covered include diagnosis and treatment planning, clinical materials, guided bone regeneration, external sinus lifts, internal sinus bumps, and managing complications. Plus, you'll get 6 months of online course access for ongoing support and case reference whenever you need it.

This course is your opportunity to advance your skills, enhance patient care, and expand your treatment capabilities with confidence.

AFTER THIS PROGRAM, YOU'LL BE ABLE TO:

- Learn modern techniques for guided bone regeneration
- Place implants where adequate sinus bone does not exist
- Stay competitive using the best-of-the-best technology
- Master lateral and internal approaches to sinus grafts
- Understand the proper use of L-PRF and 'sticky bone'
- Make informed decisions on using membranes
- Tackle post-op scenarios with confidence
- Minimize complications after surgery

2 course(s) in 2026

LOCATION

3D Dentists
Wake Forest, NC

TARGET AUDIENCE

This course is perfect for dentists who want hands-on implant experience with live patients, master advanced surgical techniques, and confidently take on more complex cases. It's ideal for those aiming to stay competitive, deliver comprehensive care, and grow their practice revenue.

LEVEL:



REGISTER NOW



Hands-on



Lecture



Digital



Live Surgery



Strawman Group
Nationally Approved PACE Program Provider
for SINGLES/MULTI credit
Approval does not imply acceptance by
any regulatory authority or AGD endorsement
6/1/2024 to 5/31/2028
Provider ID# 210003





ACCELERATING

27.5^{CE}

ILAPEO

ADVANCED SURGERIES: BONE GRAFTS WITH EMPHASIS ON SINUS LIFTS

COURSE DESCRIPTION

We believe that clinical experience is the foundation for professionals to master their skills. Neodent has a strong partnership with ILAPEO, the Latin American Institute of Dental Research and Education, an internationally renowned center of excellence in research and continued education in dental clinical practice. This course is made to present the latest techniques in bone augmentation in implantology with predictability and scientific evidence. Attendees will learn options for grafting, techniques for inlay and onlay bone grafting and lateral and vertical sinus augmentation. Gain confidence through a comprehensive practical education including patient treatment. Each doctor will perform two live-patient surgeries.

LEARNING OBJECTIVES

- Patient pre-operative evaluation
- GBR - lateral and vertical augmentation
- Advantages and disadvantages of the use of conventional and piezo instruments
- Wide and short implants: as an alternative to bone grafts
- Live surgery demonstration: lateral ridge augmentation or sinus lift
- Hands-on: bone inlay and onlay grafts and implant placement
- Clinics: depending on patient availability and approval, cases with lateral ridge augmentation may be done, being that the focus is on sinus lifts with or without immediate implant placements

2 course(s) in 2026

LOCATION

ILAPEO
Curitiba, BR

TARGET AUDIENCE

This course is for implant placers who would like to level up their implant practice by learning the latest techniques in bone augmentation.

LEVEL:



**TALK TO YOUR NEODENT
REPRESENTATIVE ABOUT
THE ILAPEO COURSE
SPECIAL OFFER!**



Hands-on



Lecture



Live Surgery



SINGLES/MULTI

Overdentures

SCALING

SPEAKERS

Dr. Tirakhsh Emadi
Dr. Samira Houshiar



16^{CE}

4M INSTITUTE

DENTAL IMPLANT OVERDENTURES: SURGICAL AND PROSTHETIC

COURSE DESCRIPTION

The aim of this course is to allow learners to develop their professional knowledge, understanding and competence in the area of surgical implant placement protocols for removable full arch rehabilitation. Hands-on workshop will cover surgical protocols for implant overdentures and chairside pickup utilizing the Novaloc system.

This course is designed to help doctors take the initial step for the rehabilitation of edentulous patients requiring restoration with implant-supported overdentures. It focuses on case selection and treatment planning including indications, intermaxillary (restorative) space, restorative options, conventional and immediate load, and step-by-step surgical protocols for upper and lower jaws.

LEARNING OBJECTIVES

- Understand the fundamental concepts of bone types and density
- Perform anesthesia, incision, flap design, position of implants, suturing and therapeutics
- Identify what should be considered prior to surgery to have a successful outcome for prosthesis
- Categorize who is a candidate for this treatment
- Recognize the advantages and disadvantages of the treatment
- Learn maintenance protocols

1 course(s) in 2026

LOCATION

4M Institute
Long Beach, CA

TARGET AUDIENCE

This course is for dentists who are proficient in single implant placement and want to take their implant practice to the next level by learning surgical and restorative aspects of implant retained removable dentures.

LEVEL:



REGISTER NOW

20% OFF TUITION FOR
NEODENT CUSTOMERS!



Hands-on



Lecture



Strawman Group
Nationally Approved PACE Program Provider
for SNGC/MAGD credits
Approval does not imply acceptance by
any regulatory authority or AGD endorsement
8/1/2024 to 5/31/2028
Provider ID# 210003



SINGLES/MULTI

Overdentures

SPEAKER
Dr. Mathew Hookom



SCALING

14^{CE}

ARROWHEAD DENTAL LAB

REMOVABLES SIMPLIFIED

COURSE DESCRIPTION

Experience the ease and profitability of removables in your practice.

This course provides a systematic approach to dentures that aims to reduce clinical errors and provide an excellent outcome for denture patients, and an important new stream of revenue for your practice.

Learn how to dial-in wax rims, effectively use bite planes, and follow a proven approach that reduces the number of required appointments. You will also gain knowledge on material selection.

LEARNING OBJECTIVES

- Learn how to take impressions that capture everything you need the first time.
- How to properly interpret casts to prevent mistakes in case design.
- Watch chairside as each of the key points presented is demonstrated on a live patient.
- Learn how to select the proper material for your removable cases.
- Learn how to use dental tools available to provide solutions to all of your removable patients.
- Master techniques that reduce chair time and increase patient satisfaction.
- Learn how to troubleshoot removable cases for optimal outcomes and minimal chair time.

2 course(s) in 2026

LOCATION

Arrowhead Dental Lab
Sandy, UT

TARGET AUDIENCE

General dentists who are looking to build a new revenue stream, reduce relines and remakes of overdentures, and provide optimal solutions to patients.

LEVEL:



REGISTER NOW

**USE CODE NEODENT15
AT REGISTRATION
FOR 15% TUITION DISCOUNT**



Hands-on



Lecture



Strawman Group
Nationally Approved PACE Program Provider
for SINGLES/MULTI credit
Approval does not imply acceptance by
any regulatory authority or AGD endorsement
8/1/2024 to 5/31/2028
Provider ID# 210003



ALL IN AUSTIN

Neodent® Symposium
2026



SAVE THE DATE

October 15-17, 2026

JW Marriott | Austin, TX

SINGLES ★ FULL ARCH ★ PRACTICE GROWTH

Contact your sales rep
for special tuition offers!

neodent.us/symposium



FIXED FULL ARCH

Fixed Full Arch Mentorship

STARTING

SPEAKER

Dr. Alexandre Molinari



FULL ARCH MENTORSHIP WITH DR. ALEXANDRE MOLINARI

COURSE DESCRIPTION

This mentorship is customizable based on your goals in fixed full arch dentistry. Each package includes one virtual session with Dr. Alex Molinari to meet and discuss case selection, what to expect and to set up a time for an in-office mentorship session. Depending on the path chosen, Dr. Molinari will come to your office and provide over-the-shoulder observations and product specific guidance on a one-arch case, double arch case or a zygomatic implant case. Learn the ins and outs of the Neodent Implant system, indications for each implant in our portfolio and proper implant selection for your full arch cases.

LEARNING OBJECTIVES

- Case selection
- Treatment planning and proper implant selection
- Over-the-shoulder observations and product specific guidance during surgery on your own patient

Multiple course(s) in 2026

LOCATION

In your dental practice

TARGET AUDIENCE

This mentorship is for clinicians who have placed 50-100 implants and have taken a full arch course, but would like an over-the-shoulder mentor to present while they treat their own patient. This mentorship could also be for the experienced full arch surgeon who is new to the Neodent Implant System and would like to feel more confident using a new system in surgery.

LEVEL:



ASK YOUR NEODENT REPRESENTATIVE ABOUT A PRODUCT BUNDLE THAT INCLUDES THIS MENTORSHIP OPPORTUNITY! CHOOSE FROM A 1-ARCH, 2-ARCH OR ZYGOMA PACKAGE.



Live Surgery



FULL ARCH

Fundamentals of Fixed Full Arch Using Stackable Guides

STARTING

SPEAKERS

Dr. Tarun Agarwal
Dr. Sully Sullivan
Dr. Joc Jernigan



35^{CE}

3D DENTISTS

FULL ARCH EXPRESS

COURSE DESCRIPTION

In the fast-evolving world of dentistry, staying ahead means upgrading your skills consistently.

And with the rise of implant dentistry, mastering Full Arch implant surgery is no longer optional—it's essential. If you're a dentist who's placed implants before, you know all about the complexities of the field. Yet treating full arch cases can still feel like a maze. Planning the treatment for these cases seems overwhelming, because each step has its own challenges. Even experienced professionals find full arch implant dentistry intimidating!

We know it's frustrating to turn away or refer a patient, especially when you might've changed their life for the better. So, if you want to make implants a bigger part of your practice...This is for you.

LEARNING OBJECTIVES

In this intensive 5-day program, you'll learn:

- Scientific Principles – Understand the core concepts of fixed and removable full arch implant.
- Case Selection – Learn to choose the right cases for optimal outcomes.
- Modern Surgical Skills – Master the latest techniques for both fixed and removable full arch implant cases with over-the-shoulder surgical demonstrations.
- Guided Surgery – Use stackable guides for precision and accuracy.
- Immediate Temporaries – Get hands-on experience in delivering immediate temporaries for fixed full arch cases.
- Systematic Workflow – Adopt a proven workflow that ensures predictable results with minimal appointments.

3 course(s) in 2026

LOCATION

3D Dentists
Wake Forest, NC

TARGET AUDIENCE

This course is for the surgically active clinician who is new to full arch, has been experiencing complications, or needs a refresher course. This comprehensive, live-patient training program will give practical skills that you can immediately apply to your practice.

LEVEL:



REGISTER NOW

AFTER THIS PROGRAM, YOU'LL BE ABLE TO:

- Feel confident and prepared to tackle any full arch case.
- Have a clear, systematic approach to treatment planning and execution.
- Be ready to expand your market and increase productivity.
- Experience the joy of offering transformative treatments to your patients.



Hands-on



Lecture



Digital



Live Surgery



Strawman Group
Nationally Approved PACE Program Provider
for SNCE/MAGD credits
Approval does not imply acceptance by
any regulatory authority or AGD endorsement
6/1/2024 to 5/31/2028
Provider ID# 210003



FIXED FULL ARCH

Fundamentals of Fixed Full Arch

STARTING

SPEAKERS

Dr. Athena Goodarzi
Dr. Sean Mohtashami
Dr. Tirakhsh Emadi, DDS, MS



22^{CE}

4M INSTITUTE

FULL ARCH SURGERY: TREATMENT, PLANNING & RESTORATIVE CONCEPTS (CADAVER LAB) PLUS DIGITAL

COURSE DESCRIPTION

This 3 day, live surgery course will cover treatment planning, surgical and prosthetic phases of the full arch immediate load prostheses for edentulous patients. Preparing you to incorporating full arch restoration into your daily practice to service the needs of countless patients who need it and how to market this skill effectively.

LEARNING OBJECTIVES

- Understand and apply fundamentals of full arch implant concept
- Understand and apply step-by-step full arch didactic with provisional prosthetic fabrication
- Prepare treatment planning, care, presentation & consultation
- Observe live surgery
- Conventional provisional fabrication: direct denture to hybrid conversion
- NEW! Digital provisional hybrid fabrication
- Demonstrate provisional hybrid delivery; both conventional and digital styles
- Perform hands-on surgery on cadavers: maxillary & mandibular arch
- Recognize and manage complications
- Recognize the importance of PPC – It is the one marketing channel to get you patients NOW
- Writing powerful, empathetic Google ads copy
- Foundation of your PPC campaigns: Quality Landing Pages
- Building an indestructible marketing architecture
- Establish brand marketing – A powerful brand attracts patients like a magnet
- SEO and tracking your marketing efforts
- What's NEW/Social Media trends – what matters

2 course(s) in 2026

LOCATION

4M Institute
Long Beach, CA

TARGET AUDIENCE

Surgically active clinicians who are new to full arch, have been experiencing complications, or need a refresher course.

LEVEL:



REGISTER NOW

ASK YOUR NEODENT
REPRESENTATIVE ABOUT
A PRODUCT BUNDLE TO
COVER TUITION!



Hands-on



Lecture



Digital



Cadaver



Strawman Group
Nationally Approved PACE Program Provider
for SNGC/MAGD credits
Approval does not imply acceptance by
any regulatory authority or AGD endorsement
6/1/2024 to 5/31/2028
Provider ID# 210003



FIXED FULL ARCH

Fundamentals of Fixed Full Arch Surgery

SPEAKERS

Dr. Daniel Briskie

Dr. Taher Dhoon



STARTING

24^{CE}

COLORADO SURGICAL INSTITUTE

FULL ARCH LIVE SURGICAL COURSE

COURSE DESCRIPTION

The Full Arch Implant Surgery Course is designed for dental professionals who want to enhance their knowledge and skills in full arch implant surgery. The comprehensive three-day course provides a unique combination of theoretical knowledge, hands-on practice, and digital workflow mastery. The curriculum covers various aspects of full arch implant surgery, from treatment planning and diagnosis to surgical techniques and post-operative care.

LEARNING OBJECTIVES

- Understand the principles and indications of single implant surgery.
- Apply efficient strategies and techniques for implant placement in healed and immediate sites.
- Utilize Platelet-Rich Fibrin (PRF) during implant placement to improve tissue regeneration and infection prevention.
- Develop comprehensive treatment plans for single implant cases.
- Perform flapping and suturing techniques for implant sites.
- Manage patient comfort with oral sedation during surgery.

WHAT YOU GET

- Extraction process
- Bone reduction
- Implant planning
- Grafting techniques
- 3D-printed restorations
- Marketing insights
- Closing strategies
- Mentor guidance

5 course(s) in [2026](#)

LOCATION

Greeley Dental Care
Greeley, CO

TARGET AUDIENCE

Surgically active clinicians who are new to full arch, have been experiencing complications, or need a refresher course.

LEVEL:



REGISTER NOW

**USE CODE NEODENT15
AT REGISTRATION
FOR 15% TUITION DISCOUNT**



Hands-on



Lecture



Live Surgery



Strawman Group
Nationally Approved PACE Program Provider
for SNGC/MAGD credits
Approval does not imply acceptance by
any regulatory authority or AGD endorsement
8/1/2024 to 5/31/2028
Provider ID# 210003



FIXED FULL ARCH

Fundamentals of Fixed Full Arch Surgery

SPEAKER

Dr. Ryan Dunlop



STARTING

FULL ARCH MASTERS

FUTURE FULL ARCH MASTERS: FULL ARCH LIVE SURGICAL COURSE

COURSE DESCRIPTION

Already placing dental implants for single tooth replacement but want to move into full arch? Join us for our "Future Full Arch Masters" course where we will walk you through the basics of full arch implant dentistry. You will get one-on-one mentoring from one of our highly trained and experienced mentors. They will be by your side to walk you through each step of the full arch surgery so that you leave with the tools to do full arch in your practice.

WHAT YOU GET

- Live surgery: You place the implants
- 1 day of lecture & hands-on models
- Work with a full arch mentor
- Master new techniques

2 course(s) in [2026](#)

LOCATION

Monument, CO

TARGET AUDIENCE

Surgically active clinicians who are new to full arch, have been experiencing complications, or need a refresher course.

LEVEL:



REGISTER NOW



Hands-on



Lecture



Digital



Steuermann Group
Nationally Approved PACE Program Provider
for SNCO/MAGD credits
Approval does not imply acceptance by
any regulatory authority or AGD endorsement
8/1/2024 to 5/31/2028
Provider ID# 210003



FIXED FULL ARCH

Fundamentals of Fixed Full Arch Surgery

SPEAKER
Dr. Clark Damon



STARTING

16^{CE}

TEXAS IMPLANT INSTITUTE FULL ARCH CADAVER COURSE

COURSE DESCRIPTION

This two-day course will educate participants to identify indications for full arch treatment and provide a safe environment to build confidence by placing implants on cadavers. The goal of this course is to gain the knowledge and practice the skills needed to begin to introduce and incorporate full arch reconstruction into your practice. In preparation for our cadaver surgery, we go over the step by step full arch protocol on bone like models. Perform the alveoplasty, place 8 implants, practice timing the implant, and orienting the abutment all for a perfect full arch dental implant surgery. In addition to hands on implant placement, we will practice converting a denture prosthesis onto abutments, as well as learn to fabricate an intra-oral jig for your final abutment level impression. Have a case? Bring it with you and we can plan and strategize together!

LEARNING OBJECTIVES

- Identify indications for full arch treatment
- Review immediate loading protocols
- Discuss the importance of safely placing implants to achieve esthetic results
- Perform full arch conversion on models and cadavers

2 course(s) in [2026](#)

LOCATION

Texas Implant Institute
Dallas, TX

TARGET AUDIENCE

Surgically active clinicians who are new to full arch, have been experiencing complications, or need a refresher course.

LEVEL:



REGISTER NOW

**DSO - 15% OFF
(CODE: NEODENTDSO)**



Hands-on



Lecture



Cadaver



Strawman Group
Nationally Approved PACE Program Provider
for RINCE/MAGD credits
Approval does not imply acceptance by
any regulatory authority or AGD endorsement
8/1/2024 to 5/31/2028
Provider ID# 210003



FIXED FULL ARCH

Fundamentals of Fixed Full Arch Surgery

SPEAKERS

Dr. Andrew Melenikiotis
Dra. Paola Rebelatto



STARTING

27.5^{CE}

ILAPEO

FULL ARCHES WITH IMMEDIATE LOADING

COURSE DESCRIPTION

This course is for experienced clinicians and will present multiple full arch cases with immediate loading. This course covers principles of immediate loading, pre-requisites for primary stability, pre-prosthetic prep, multi-functional guides, surgical planning, impression techniques, working with the lab, one step hybrid fitting technique, and so much more! From the theory to practice, the participants will work with models, watch a live surgery demonstration, and perform one surgery case as main surgeon and another one as the assisting surgeon.

LEARNING OBJECTIVES

- Define the principles of immediate loading
- Review pre-requisites for primary stability
- Discuss the importance of pre-prosthetic prep for the success of hybrid rehabilitations
- Demonstrate use of multi-functional guides
- Assess surgical planning for upper and lower jaw
- Apply surgical and impression techniques
- Practice working with the lab technician, cast and CAD/CAM metal bars

7 course(s) in [2026](#)

LOCATION

ILAPEO
Curitiba, BR

TARGET AUDIENCE

This course is for surgically active clinicians who are new to full arch, new to the Neodent Implant System, have been experiencing complications, or need a refresher course.

LEVEL:



**TALK TO YOUR NEODENT
REPRESENTATIVE ABOUT A
ILAPEO COURSE SPECIAL OFFER!**



Hands-on



Lecture



Digital



Live Surgery



Strueman Group
Nationally Approved PACE Program Provider
for SNCO/MAGD credits
Approval does not imply acceptance by
any regulatory authority or AGD endorsement
8/1/2024 to 5/31/2028
Provider ID# 210003



FIXED FULL ARCH

Fundamentals of Fixed Full Arch Surgery

SPEAKERS

Dr. Michael A. Pikos
Dr. Geninho Thomé
Dr. Safa Tahmasebi

STARTING

34^{CE}

PIKOS INSTITUTE + ILAPEO

FULL-ARCH LIVE SURGERY IMMERSION

COURSE DESCRIPTION

Transform Your Full-Arch Skills in the Surgical Capital of Brazil With The Credibility of The Pikos Institute.

Join the Pikos Institute for a rare, immersive clinical experience at the state-of-the-art ILAPEO training facility in Curitiba, Brazil—home of Neodent. Neodent has a strong partnership with ILAPEO, the Latin American Institute of Dental Research and Education, an internationally renowned center of excellence in research and continued education in dental clinical practice.

This 4-day, one-on-one full-arch surgical training program is designed exclusively for 20 advanced-level clinicians ready to elevate their immediate loading techniques through real-world surgical application.

Guided by Dr. Michael Pikos, the Pikos Institute Faculty and the ILAPEO faculty, each participant will perform two full-arch implant surgeries as lead surgeon and assist in two additional cases. You will plan, execute, and restore cases using cutting-edge tools including Smilecloud digital diagnostics, photogrammetry, 3D printed prototype evaluation, and real-time chairside conversion protocols. The week includes didactic sessions, model-based simulation, a live surgical demonstration by Neodent founder Dr. Geninho Thomé, and four patient surgeries per clinician—offering a level of hands-on learning that is unmatched in the field.

All surgeries will be supervised by master clinician faculty to ensure clinical precision and case success.

LEARNING OBJECTIVES

- Diagnose and treatment plan full-arch cases, including: Radiographic interpretation, digital recordtaking and facial scan integration, and pre-surgical planning.
- Master full-arch immediate-load implant surgery, including: flap reflection, soft tissue management, and bone reduction techniques; anatomical recognition: paranasal bones, remote fixation areas (e.g., pterygoids), and when to use them; osteotomy and implant placement techniques; and evidence based protocols for achieving primary stability and immediate function.
- Alternative techniques (palatal approach, trans-sinus, and subnasal protocols) and an introduction to zygomatic implants—when to use and when to avoid.
- Select and position multi-unit abutments for longterm prosthetic success.
- Immediate prosthetic protocols (analog, digital, and hybrid workflows) and fast chairside conversion using NeoConvert techniques.
- Address implant depth, abutment height, and bone reduction to optimize prosthetic fit.
- Biomechanical considerations (implant design, placement strategies, and angulation for full-arch cases).
- Learn how to reduce chair time and increase efficiency and profitability.
- Prevent prosthetic and surgical complications through sound principles.

1 course(s) in 2026

LOCATION

ILAPEO
Curitiba, BR

TARGET AUDIENCE

Surgically active clinicians who are new to full arch, have been experiencing complications, or need a refresher course. This course requires proof of 50+ implants placed.

LEVEL:



REGISTER NOW



Hands-on



Lecture



Digital



Live Surgery



FIXED FULL ARCH

Full Arch Digital Workflow with in-house
3D printing and milling

ACCELERATING

SPEAKER

Dr. Ryan Dunlop



32^{CE}

FULL ARCH MASTERS FLAGSHIP COURSE

COURSE DESCRIPTION

This Flagship course is designed to show you how a fully integrated digital full arch practice operates. There are three learning tracks: clinical, administrative, and laboratory. We teach a true team approach – new patient acquisition, treatment planning, surgery, temporization and final prosthetics. We encourage attendees to bring treatment coordinators, lab technicians and dental assistants to the course. This course is designed to be the foundation for the advanced level courses.

WHAT YOU WILL EXPERIENCE

- Live full arch surgical demo
- Fully digital workflow
- Marketing and front office training
- 3D Printing, milling, and esthetics
- Same-day printed temps
- Final prosthetics in Zirconia
- Learn how to manage complications and fix them

4 course(s) in [2026](#)

LOCATION

Full Arch Masters
Fresno, CA

TARGET AUDIENCE

This course is for dental professionals already performing full arch procedures but seek to learn, improve, and scale their practice with the implementation of a full arch digital workflow.

LEVEL:



REGISTER NOW



Hands-on



Lecture



Digital



Strawman Group
Nationally Approved PACE Program Provider
for SDC/IMAGO credits
Approval does not imply acceptance by
any regulatory authority or AGD endorsement
6/1/2024 to 5/31/2028
Provider ID# 210003



FIXED FULL ARCH

Design and Finish of Fixed Full Arch Prosthesis

SPEAKER

Dr. Ryan Dunlop



ACCELERATING

16^{CE}

FULL ARCH MASTERS

DESIGN AND FINISH COURSE

COURSE DESCRIPTION

There is a lab technician shortage in this country, even more so in the full arch implant market. Full Arch Masters is trying to fix this by training eager technicians in digital design, digital immediate loading, esthetic finishing for printed and milled materials, CAM methodologies, pros and cons of various materials, and trouble-shooting cases.

LEARNING OBJECTIVES

- Learn how to import pre op records and complete an esthetic and functional "digital mockup" for doctor approval
- Learn how to import crucial surgical records from live surgeries and how to use those records to import their pre op designs
- Learn how to generate a beautiful, well designed printed prosthetic for their doctors.
- Esthetic finishing for these immediate load prosthetics will be covered in depth
- Learn multiple techniques for designing long term prosthetics are covered in the course, including PMMA, metallic frameworks, PEEK materials, zirconia, and Crystal based materials.

4 course(s) in 2026

LOCATION

Full Arch Masters
Fresno, CA

TARGET AUDIENCE

This course is designed for doctors, lab technicians and assistants who want to learn the highly skilled design and esthetic finishing procedures associated with full arch implant cases.

LEVEL:



REGISTER NOW



Hands-on



Lecture



Digital



Strawman Group
Nationally Approved PACE Program Provider
for SDC/MAAGI credits
Approval does not imply acceptance by
any regulatory authority or AGD endorsement
6/1/2024 to 5/31/2028
Provider ID# 210003



FIXED FULL ARCH

Full Arch Practice Growth

SPEAKER(S)

Dr. Sean Mohtashami

Ellie Naderi

Steve Sperry

ACCELERATING

32^{CE}

4M INSTITUTE

THE FULL ARCH FORMULA: LEARN THE BUSINESS OF FULL ARCH

COURSE DESCRIPTION

This immersive course is designed to equip dental professionals with the business acumen needed to run a high-performing All-on-X practice. From patient acquisition to financial optimization, attendees will gain actionable insights into each touchpoint of the patient journey and learn how to streamline operations, boost profitability, and lead with intention.

LEARNING OBJECTIVES

- Patient Journey Optimization
- Clinical and Financial Workflow Integration
- Back-Office and Operational Excellence
- Financial Strategy & Profitability
- Human Resources & Culture Building

1 course(s) in [2026](#)

LOCATION

4M Institute
Miami, FL

TARGET AUDIENCE

Clinicians who are ready to bring their full arch practice to the next level by learning business tools to boost success rates.

LEVEL:



REGISTER NOW



Lecture



Digital



Strawman Group
Nationally Approved PACE Program Provider
for SNGC/MAGD credits
Approval does not imply acceptance by
any regulatory authority or AGD endorsement
6/1/2024 to 5/31/2028
Provider ID# 210003



FIXED FULL ARCH

Full Arch Practice Growth

SPEAKER(S)

Dr. Sean Mohtashami
Ellie Naderi
Steve Sperry

ACCELERATING

32^{CE}

4M INSTITUTE

THE FULL ARCH FORMULA: LEARN THE BUSINESS OF FULL ARCH

COURSE DESCRIPTION

This immersive course is designed to equip dental professionals with the business acumen needed to run a high-performing All-on-X practice. From patient acquisition to financial optimization, attendees will gain actionable insights into each touchpoint of the patient journey and learn how to streamline operations, boost profitability, and lead with intention.

LEARNING OBJECTIVES

- Patient Journey Optimization
- Clinical and Financial Workflow Integration
- Back-Office and Operational Excellence
- Financial Strategy & Profitability
- Human Resources & Culture Building

1 course(s) in [2026](#)

LOCATION

4M Institute
Long Beach, CA

TARGET AUDIENCE

Clinicians who are ready to bring their full arch practice to the next level by learning business tools to boost success rates.

LEVEL:



REGISTER NOW



Lecture



Digital



Strawman Group
Nationally Approved PACE Program Provider
for SNGC/MAGD credits
Approval does not imply acceptance by
any regulatory authority or AGD endorsement
6/1/2024 to 5/31/2028
Provider ID# 210003



FIXED FULL ARCH

Design and Finish of Fixed Prosthesis

SPEAKER(S)

Ed Khalameizer
Simon Ashwood



ACCELERATING

8^{CE}

FROM SCAN TO SMILE: DIGITAL PROTOCOLS FOR PLANNING, FINISHING AND DELIVERY OF FULL-ARCH ZIRCONIA PROSTHESES

COURSE DESCRIPTION

This comprehensive course provides clinicians, assistants and dental technicians with a detailed understanding of the digital workflow for full-arch zirconia final prostheses. Participants will learn to integrate different technologies to capture precise data, streamline communication between clinic and laboratory, and ensure accurate, predictable restorative outcomes.

Through lecture, demonstration, and hands-on application, attendees will gain practical experience in transitioning from a provisional to a definitive full-arch zirconia prosthesis within a fully digital protocol. Emphasis will be placed on digital verification techniques, prosthetic design parameters, finishing procedures, and delivery protocols that optimize esthetics, function, and patient comfort.

UPON SUCCESSFUL COMPLETION OF THIS COURSE, PARTICIPANTS WILL BE ABLE TO:

- Describe the digital workflow for full-arch zirconia prostheses incorporating EXACT Grammetry and intraoral scanning.
- Implement data acquisition and verification techniques to ensure precision and passive fit.
- Apply digital design and finishing protocols to enhance esthetic and functional outcomes.
- Identify common challenges in digital full-arch workflows and employ strategies for resolution.
- Communicate effectively with laboratory partners using digital design files and verification data.

2 course(s) in 2026

LOCATION

Straumann Mansfield
1961 Heritage Pkwy
Mansfield, TX 76063

TARGET AUDIENCE

Dental teams performing full-arch implant surgery and restorations who seek to optimize their workflow and bring zirconia finishing in-house.

LEVEL:



Hands-on



Lecture



Straumann Group
Nationally Approved PACE Program Provider
for RINCE/MAGD credits
Approval does not imply acceptance by
any regulatory authority or AGD endorsement.
6/1/2024 to 5/31/2028
Provider ID# 210003



FIXED FULL ARCH

Advanced Full Arch Surgical Course (Remote Anchorage)

SCALING

SPEAKER

Dr. Ryan Dunlop



FULL ARCH MASTERS

ADVANCED LIVE SURGICAL COURSE

COURSE DESCRIPTION

The Advance Surgical Course is a live-surgery environment where doctors get the chance to first practice advanced surgical techniques on typodont models, followed by two live-patient full arch surgeries with an expert mentor. In this course, we cover advanced surgical techniques and implant placements for remote anchorage. This course offers two types of attendance: live surgical operator and observer roles.

WHAT YOU WILL EXPERIENCE

- Live Surgical Experience
- Advanced Mentorship From Experts In The Field
- Master New Techniques

2 course(s) in 2026

LOCATION

Denver, CO

TARGET AUDIENCE

This course is for dental professionals already performing full arch procedures but seek to learn, improve, and advance their skillsets to start accepting more advanced cases.

LEVEL:



REGISTER NOW



Hands-on



Lecture



Digital



Live Surgery



Strawman Group
Nationally Approved PACE Program Provider
for SNGC/MAGD credits
Approval does not imply acceptance by
any regulatory authority or AGD endorsement
6/1/2024 to 5/31/2028
Provider ID# 210003



FIXED FULL ARCH

Advanced Full Arch Surgical Course
(Remote Anchorage)

SCALING

SPEAKERS

Dr. Sean Mohtashami
Dr. Vishtasb Broumand



16^{CE}

4M IMPLANT INSTITUTE

ZYGOMATIC IMPLANTS FROM A TO Z (CADAVER)

COURSE DESCRIPTION

This course will teach you how zygomatic implants can reduce the need for bone grafting and provide a full-arch restoration in one visit. Learn to use different advanced implant placement methods in the full atrophic maxilla to achieve better primary stability, A-P spread and long-term success of your full arch cases. By the end of this course, you should understand and feel more comfortable applying the basic principles of treatment planning and placing zygomatic implants.

LEARNING OBJECTIVES

- Prepare diagnosis
- Prepare treatment planning
- Apply surgical protocol
- Observe live surgery demonstration
- Perform hands-on training with cadavers
- Recognize, manage risk assessment and complications

2 course(s) in 2026

LOCATION

4M Institute
Long Beach, CA

TARGET AUDIENCE

This course is designed for experienced clinicians already proficient in rehabilitating the edentulous maxilla with dental implants and want to gain understanding how zygomatic implants can reduce the need for bone grafting and provide a full-arch restoration in one visit.

LEVEL:



REGISTER NOW

**USE THIS LINK FOR A SPECIAL
DISCOUNT ON TUITION**



Hands-on



Lecture



Digital



Cadaver



Strawman Group
Nationally Approved PACE Program Provider
for SNGC/MAGD credits
Approval does not imply acceptance by
any regulatory authority or AGD endorsement
6/1/2024 to 5/31/2028
Provider ID# 210003



FIXED FULL ARCH

Advanced Full Arch Surgical Course
(Remote Anchorage)

SPEAKER
Dr. Clark Damon



SCALING

16^{CE}

TEXAS IMPLANT INSTITUTE

ADVANCED FULL ARCH WITH ZYGOMAS (SURGICAL IV)

COURSE DESCRIPTION

Take the next step in your full arch implant journey by taking on more advanced cases. Dr. Clark Damon will prepare attendees with the knowledge to perform advanced maxillary full arch surgery using zygomatic implants and other advanced implant arrangements in a lecture, hands-on models, and then hands-on cadaver surgery. Lecture topics include: ZAGA Classification, anatomy review, surgical instrumentation, and prosthodontic consideration.

LEARNING OBJECTIVES

- Learn the rationale for advanced implant therapies
- In-depth anatomy review of each region
- Literature review
- Diagnosis, treatment planning, and case selection
- Advanced implant placement protocols
- Restorative considerations
- Discuss how to handle potential complications

2 course(s) in 2026

LOCATION

Texas Implant Institute
Dallas, TX

TARGET AUDIENCE

This course is for dental professionals already performing and excelling in full arch procedures but seek to learn, improve, and advance their skillsets to start accepting more advanced cases.

LEVEL:



REGISTER NOW

**ASK YOUR NEODENT
REPRESENTATIVE FOR A
SPECIAL TUITION BUNDLE!**



Hands-on



Lecture



Cadaver



Strawman Group
Nationally Approved PACE Program Provider
for SDC/IMAGO credits
Approval does not imply acceptance by
any regulatory authority or AGD endorsement
8/1/2024 to 5/31/2028
Provider ID# 210003



毎日、とびっきりの笑顔を

NUOVI SORRISI OGNI GIORNO

CHAQUE JOUR DE NOUVEAUX SOURIRES

новые улыбки каждый день

JEDEN TAG EIN NEUES LÄCHELN

NUEVAS SONRISAS TODOS LOS DÍAS

NYA LEENDEN VARIE DAG



Straumann North American Headquarters
Straumann USA, LLC
60 Minuteman Road
Andover, MA 01810
Phone 800/448 8168 (US) • 800/363 4024 (CA)
Fax 978/747 2490
www.straumann.us • www.straumann.ca

V2 1.26.26

CHAQUE JOUR DE NOUVEAUX SOURIRES

© Neodent® 2026. All rights reserved.
Neodent® and/or other trademarks and logos from Neodent® that are mentioned herein are the trademarks or registered trademarks of Straumann Holding AG and/or its affiliates. All rights reserved.

ifu.neodent.com.br
www.neodent.us • www.neodent.ca

