

IMMEDIATE FULL ARCH SOLUTION

NEODENT® NEOARCH®

IMMEDIATE LOADING* & REMOTE ANCHORAGE

HELIX® GM (18MM) & HELIX GM LONG PTERYGOID INDICATION

Helix GM (18 mm) implants with Ø3.75 and Ø4.0 diameters and the Helix GM Long implant system are now indicated for surgical installation in the pterygoid region (upper jaw), for multiple unit restorations, when combined with 45°**/45° slim** mini conical abutments, in order to restore patient esthetics and chewing function***.

- IMPLANTS IN THE PTERYGOID INDICATION SHOULD BE USED IN SPLINTED APPLICATIONS THAT UTILIZE AT LEAST TWO IMPLANTS.
- VARIOUS IMPLANT LENGTHS TO PROVIDE ADEQUATE ANCHORAGE
- PROSTHETIC VERSATILITY: INDICATED FOR USE WITH THE GM MINI CONICAL ANGLED ABUTMENTS 45°**/ 45° SLIM**



HELIX GM 18MM
Ø3.75/ Ø4.0



HELIX GM LONG 20MM
Ø3.75/ Ø4.0



HELIX GM LONG 22.5MM
Ø3.75/ Ø4.0



HELIX GM LONG 25MM
Ø3.75/ Ø4.0

*For immediate load application, the primary stability must be at least 35 N.cm and the patient must present with physiological occlusion.
**The 45°/45° Slim Mini Conical Abutment are indicated for use only with Pterygoid implants (GM Helix Ø3.75/ Ø4.0 x 18mm and GM Helix LG), Zygoma GM and GM Zygoma-S.
***Refer to the instructions for use available at ifu.neodent.br for the complete pterygoid indication labeling.

NEODENT EDUCATION OPPORTUNITIES

Learn advanced techniques beyond conventional full arch surgery including Zygomatic and Pterygoid implants:


- Zygomaniaks: Fixed Full Arch Pathway Live Patient | June 1-5, 2026 | Rio de Janeiro, BR
- Zygomaniaks: Zygomatic Flow Live Patient | June 1-5, 2026 & July 20-24, 2026 | Rio de Janeiro, BR
- 4M Institute: Remote Anchorage Cadaver | August 15-16, 2026 | Long Beach, CA
- Neodent Symposium | October 15-17, 2026 | Austin, TX
- Texas Implant Institute: Remote Anchorage Cadaver | November 6-7, 2026 | Dallas, TX

Scan to download the education catalog




WORKING PROTOCOL

Helix® GM




ACQUA
140.981
NeoPoros
109.981



ACQUA
140.987
NeoPoros
109.987

Drilling sequence




Ø 3.75 mm	Optional	✓	✓	Optional	
Ø 4.0 mm	Optional	✓	✓	✓	Optional



For bone types III and IV

Helix GM Surgical Kit




Helix GM Compact Surgical Kit




Note: Items that compose Neodent® Kits are sold separately.

Helix® GM Long



NeoPoros
109.1043
22.5 109.1044
25.0 109.1045



NeoPoros
109.1046
22.5 109.1047
25.0 109.1048

Drilling sequence



Ø 3.75 mm	Optional	✓	✓	
Ø 4.0 mm	Optional	✓	✓	✓



For bone types III and IV

Helix GM Long Compact Surgical Kit



Note: Items that compose Neodent® Kits are sold separately.