



ENJOY  
A NEW  
**SMILE**

 **NEODENT**<sup>®</sup>  
A Straumann Group Brand

A young woman with long brown hair is smiling broadly at the camera. She is wearing a light-colored wide-brimmed hat with a dark band and a small flower, and large aviator sunglasses. Her right hand is raised to her face, touching the sunglasses. She is wearing a silver watch on her left wrist and a silver necklace. The background is a blurred party scene with colorful streamers and warm lights.

**SMILING WITH  
CONFIDENCE IS  
QUALITY OF LIFE.**



# Enjoy quality of life in all ways.

---

Living a balanced and healthy life means living a long life, but with one major difference: living with quality is what is most important. With every passing day more people are seeking quality of life, and a balanced diet and regular exercise are what count most towards staying healthy. However, it is also important to pay attention to your oral health, because your mouth is where nutrition begins.

In the past, people just had to accept the natural appearance of their teeth. But now, thanks to cosmetic dentistry solutions and dental implants, anyone who is worried about their smile, and not just visually, but also in health terms, has a number of dental solutions open to them.

## **DENTAL IMPLANTS AND QUALITY OF LIFE.**

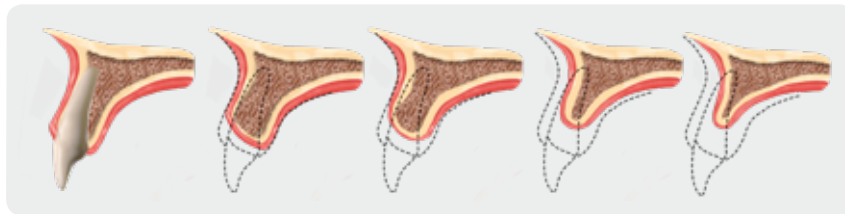
More than 30 years ago<sup>(1, 2)</sup> dentistry developed a way to replace the root of the tooth with an implant. For many people this can mean social reintegration and a better quality of life. Many patients' faces are lit up with a broad smile when they decide to have an implant, because it means so much more than just recovering the ability to chew (physiological masticatory function<sup>(3, 4)</sup>), supporting speech and improving digestion. It also means enhancing their self-esteem.

That is why, since 1993, Neodent has been working to bring excellent and innovative solutions to the market, because we know that, for many, receiving an implant is about more than health, it is about putting joy back in their lives.

# I've lost a tooth, now what?

Many factors may contribute towards losing a tooth, such as trauma (accident), tooth decay, habits, diet, periodontal diseases, congenital absence (born without the tooth) or a lack of oral hygiene <sup>(5, 6)</sup>. But the reality is that, whatever the reason, the tooth has to be replaced for both aesthetic and functional reasons.

In healthy teeth, the root transmits the force of chewing to the jaw bones (alveolar). The teeth remain stable and there are no great changes. But when we lose a tooth, beyond compromising the stability of the adjacent teeth, a process of bone loss begins, called resorption.



BONE CHANGES DUE TO LOSS OF A TOOTH

The teeth naturally receive the force of chewing and, in their absence, the bone ceases to receive stimulation, causing its resorption in height and length. Initially, it may not seem all that serious to leave the tooth's space unfilled, but, as time passes, major changes can take place.



MOVEMENT OF THE TEETH AFTER THE LOSS OF A TOOTH

# Possible changes caused by the loss of teeth .

---

- 1.** Esthetic changes caused by the change to the facial contours due to the lack of support.
- 2.** Occupation of the space left by the missing tooth by the adjacent and opposing teeth, which shift to fill the empty space.
- 3.** If the missing tooth is from the front of the mouth, this affects the smile and, potentially, self-confidence.
- 4.** Difficulties speaking and chewing and, as a result, possible digestion and health problems, generally due to incorrect chewing.

# What is a dental implant?

Dental implants are devices made of titanium used to replace the root of the tooth and give support to a prosthesis, thus contributing to improved physical appearance and ability to chew (masticatory function). They are suitable for patients who have lost one, several, or all of their teeth.

Below you can see the structure of a natural tooth compared to a prosthesis on an implant.



## Partial view:

1. Natural dental crown
2. Root of natural tooth
3. Prosthetic (intermediate) component
4. Prosthetic crown
5. Dental implant

## Dental implants naturally restore chewing ability and appearance<sup>(3)</sup>.

A major advantage of the use of prostheses on implants is the fact that they do not move around in the mouth when eating or speaking. This certainty provides a more natural<sup>(3)</sup> and comfortable result than bridges or conventional dentures, thus improving well-being and your quality of life.





EXAMPLE OF TREATMENT WITH IMPLANTS



# What are the treatment options?

There are several sorts of treatment available to restore or replace teeth, depending on your clinical circumstances. One or more of the treatment options may be suitable in your case. **Consult your dental professional to determine your treatment plan.**

## I lost a tooth

	<h3>TREATMENT WITH IMPLANT</h3> <p>Placing an implant</p> <ul style="list-style-type: none"><li>• Conservation of the adjacent natural teeth</li><li>• Preservation of the bone structure</li></ul>
	<h3>CONVENTIONAL TREATMENT</h3> <p>Fixed Bridge</p> <ul style="list-style-type: none"><li>• Wear of the adjacent teeth supporting the bridge</li><li>• Bone resorption in the edentulous area</li></ul>

## I lost several teeth

	<h3>TREATMENT WITH AN IMPLANT</h3> <p>Placement of implants with fixed prosthesis</p> <ul style="list-style-type: none"><li>• Preservation of the bone structure and palate</li><li>• Teeth look more natural</li><li>• Maintaining quality of chewing</li></ul>
	<h3>CONVENTIONAL TREATMENT</h3> <p>Treatment with removable partial prosthesis (PPR)</p> <ul style="list-style-type: none"><li>• PPRs require support from other teeth and edentulous oral gum</li><li>• Discomfort caused by movement of prosthesis</li><li>• Possible prosthetic instability</li><li>• Possible changes to the palate</li></ul>



# What are the treatment options?

---

I lost all my teeth



## TREATMENT WITH IMPLANT

Full protocol with implants

- Preservation of the bone structure and palate
- Maintaining quality of chewing
- The prosthesis will be fixed and anchored on implants



## CONVENTIONAL TREATMENT

Treatment with full prosthesis

- Bone resorption and soft tissues
- Possible prosthetic instability
- The prosthesis is removable (denture) and held by the gums





# Main advantages of treatment with implants.

---



## Esthetics

Implants, beyond looking more like natural teeth, help stop the process of bone resorption, which happens when the patient loses a full tooth (crown and root) and which can change the appearance of the face.



## Durability

Implants are a solution designed to last a lifetime, particularly when combined with prosthetic components by the same brand as the implant (originals)<sup>(3)</sup>.



## Conservation of the natural teeth

In the conventional technique, the teeth adjacent to the teeth lost have to be filed down to be used as anchors for a bridge. But dental implants generally eliminate the need to interfere with healthy teeth.



#### Preservation of the bone structure

The implants transmit the force of chewing to the jaw bone, thus helping to conserve it. In the case of partial prostheses or conventional bridges, the bone gradually suffers resorption, which, as described earlier, can change your facial expression.



#### Preservation of the palate

Covering areas of oral mucosa with removable prostheses interferes with the palate. This does not happen in the case of implants, which are more comfortable and can avoid the need to use removable prostheses.



#### Maintaining quality of chewing

Dental prostheses supported by implants improve chewing efficiency and effectiveness in addition to improving the patient's nutrition.





# Testimonials.

---



"20 years after canal treatment, my tooth got infected again, forcing me to go back through the treatment. Three years after the second treatment, I felt a discomfort again, which sent me back to the dentist. After a few tests, my dentist diagnosed a likely fracture in the root of one of my upper molars. To solve the root fracture, my dentist suggested removing the tooth and inserting an implant on the same day. Without a shadow of a doubt this was the best solution, because I felt great discomfort when the tooth was missing."

Sergio R., 38 years old, university lecturer

"I lost a tooth riding my bike when I was 12. I always wanted an implant, but, because I only had my first surgery when I was 30, I had already suffered bone loss and I had to have a graft before the implant could be inserted. Both the operation and the post-op went well. A dream came true! Before, I worried about smiling. Now, I love laughing, being in photos, even my lips look fuller."

Suse S., 47 years old, teacher



"I began losing my teeth before turning 20 and had to start using a removable prosthesis. I never smiled, because I was embarrassed. Last year, I lost the last of my teeth, and my dentist recommended a full protocol with implants. The diagnosis was quick. The surgery was on a Saturday morning and, by the end of the day, the prosthesis was in. I felt like a new person! I don't feel embarrassed any more, I smile at everyone!"

Irene C. R., 59 years old, retired

# Five steps to implant treatment.

---

To make it easier to understand the stages involved in implant treatment, let us break it down into five steps. All of the steps require the support and work of your dental professional.



## Diagnosis

Your dentist must evaluate your case from the clinical history, analysis of the oral scenario and with additional examinations deemed necessary. It is important to evaluate each case to find the best solution.



## Placing of the implant

Your dental professional will place one or more implants surgically. Depending on your circumstances, they will assess whether to restore the tooth immediately or not.



## Healing

The stitches are generally removed around ten days after surgery. Based on your medical circumstances, your dental professional will assess how much time will be required for healing, which may vary from six weeks to several months.



### Restoration

Once healing is complete, your dental professional will assess the best way to restore your tooth. This depends on the anatomical characteristics of the bone bed, where the implant has been placed. The tooth may be restored on the day of surgery (immediate loading) or after a period of bone regeneration. This stage requires modeling and the production of a model of your mouth, so the laboratory can create your prosthesis. To guarantee success, it may be necessary to conduct one or more trials before finalizing the treatment.



### After-care

Implant treatment does not end when the prosthesis is placed. It is very important to follow your dental professional's instructions on cleaning as well as attending all of the check-ups. This is the only way to ensure your implant treatment is durable over the long term.

# Neodent : excellence and innovation.

---

Beyond the knowledge of a qualified professional, selecting a suitable implant and prosthetic component is one of the factors that has the greatest bearing on the final result of your dental implant treatment. Ask your dental professional to use original Neodent products throughout your treatment.

Clinical studies conducted over the last 30 years<sup>(1, 2)</sup>, have shown the success of implant treatment for millions of patients across the globe. With more than 20 years' experience, Neodent prides itself on excellence and innovation in its work to provide its customers with high-quality products and solution<sup>(4, 10, 11)</sup>.

For dental implant treatments, Neodent gives dental professionals a guarantee for the full lifetime of its implants\*.

\* The Neodent guarantee is designed for dentists. Consult your dentist for more information.

## Advantages of Neodent.

Products of proven excellence over the long term<sup>(12, 13)</sup>

More than 20 years of success

Partnerships with renowned research and teaching institutions

Worldwide presence

More than 6 million implants already sold to more than 30'000 professionals

The Patient Passport is the document that, along with the handbook, registers the implants and prosthetic components used in your rehabilitation treatment. Ask your dental professional for it.







# FAQs.

---

## What is a dental implant?

Dental implants are devices made of titanium that replace the root of the tooth and support a prosthesis.

Dental implants contribute towards improving your physical appearance and ability to chew and are suitable for patients who have lost one, several, or all of their teeth. These devices, once anchored to a healthy bone, provide reliable stability for the patient's new teeth.

## If lots of teeth need to be replaced, do separate implants have to be placed for each one?

Not necessarily. Your dental professional will assess the number of teeth that need to be replaced and the size of the prosthesis. They will also calculate how many implants are required. Each case has to be studied and planned in detail.

## Can I put the prosthesis in immediately after surgery?

The technique used to place a prosthesis immediately after surgery, or only a few days later, is called immediate loading. The prostheses used in immediate loading are normally temporary and must be replaced after some time. It is only possible to use immediate loading where the dental professional diagnosis indicates excellent initial stability in the implants fixed to the bone. This is not always the case.

## Is it possible to know prior to surgery whether the implant's placing will allow for immediate loading or not?

No. In some cases it is possible to tell after the X-ray examination and the planning done by the dental professional. However, it is only once the implant has been placed that your doctor will be able to give you a definite answer

## In cases where the prosthesis is not installed that same day, what does the patient use?

The dental professional will give you a provisional prosthesis to use. In some situations, such as for removable prostheses, the patient may be given a soft material for inside the prosthesis, which they will have to replace regularly while awaiting their definitive prosthesis.

## How much does it cost to have an implant placed?

Several factors have a bearing on the cost of implant treatment, such as the number of teeth to be replaced and the number of dental implants placed. Also, additional procedures may be required before placing the implant (such as grafts, etc.) in order to ensure that the procedure is durable. This also affects cost. Consult your dental professional to get an estimate.

### Who can perform dental implant treatments?

It is up to the dental professional to decide on appropriate treatment after a proper assessment. They will determine whether the procedure to place an implant poses a risk to your health and whether there are factors that may affect the healing ability of the bone or soft tissues involved in the procedure.

### Who may not be suitable for dental implants?

Patients with medical restrictions or other restrictions that may affect the healing process of the bones or other soft tissues (e.g. connective tissue disorders, therapies using certain medicines, general systemic illnesses, smoking). Such patients should consult their dental professional and, together, carefully assess the potential risks and advantages of using dental implants.

### Will the new teeth look artificial?

If your dental professional uses implants and modern cosmetic dentistry techniques, which affect appearance, comfort and functioning, the treatment will probably exceed your expectations. Nevertheless, the prognosis of the treatment depends on several factors, including how long it has been since you lost your teeth. Thus, the sooner you begin the treatment, the better your chances of rehabilitation with implants.

### Will it be possible to chew with the same force and skill as with natural teeth?

Yes. Your ability to chew will improve considerably after the adaptation period.

### What sort of care is needed to look after the dental implants?

Initially, you will need to schedule a series of regular visits with your dental professional.

Moreover, just as with natural teeth, brushing, flossing and using mouthwash are important for good oral hygiene.

REFERENCES AND PUBLICATIONS

1. Brånemark PI, Hansson BO, Adell R, Breine U, Lindström J, Hallén O, Ohman A. Osseointegrated implants in the treatment of the edentulous jaw. Experience from a 10-year period. *Scand J Plast Reconstr Surg Suppl.* 1977;16:1-132.
2. Adell R, Lekholm U, Rockler B, Brånemark PI. A 15-year study of osseointegrated implants in the treatment of the edentulous jaw. *Int J Oral Surg.* 1981 Dec;10(6):387-416.
3. Vieira RA, Melo AC, Budel LA, Gama JC, de Mattias Sartori IA, Thomé G. Benefits of rehabilitation with implants in masticatory function: is patient perception of change in accordance with the real improvement? *J Oral Implantol.* 2014 Jun;40(3):263-9.
4. da Silva RJ, Semprini M, da Silva CH, Siéssere S, Chimello DT, Bataglion C, Savaris C, Regalo SC. Resonance frequency analysis of overdenture retainer implants with immediate loading. *Gerodontology.* 2012 Jun;29(2):e408-12.
5. Chalub LL, Borges CM, Ferreira RC, Haddad JP, Ferreira EF, Vargas AM. Association between social determinants of health and functional dentition in 35-year-old to 44-year-old Brazilian adults: a population-based analytical study. *Community Dent Oral Epidemiol.* 2014 Dec;42(6):503-16.
6. Montandon A, Zuza E, Toledo BE. Prevalence and reasons for tooth loss in a sample from a dental clinic in Brazil. *Int J Dent.* 2012;2012:719750.
7. Ortiz G, Elangovan S, Kramer KW, Blanchette D, Dawson DV. Effect of alveolar ridge preservation after tooth extraction: a systematic review and meta-analysis. *J Dent Res.* 2014 Oct;93(10):950-8.
8. Springe B, Slaidina A, Soboleva U, Lejniéks A. Bone mineral density and mandibular residual ridge resorption. *Int J Prosthodont.* 2014 May-Jun;27(3):270-6.
9. Burke FJ, Lucarotti PS. Ten year survival of bridges placed in the General Dental Services in England and Wales. *J Dent.* 2012 Nov;40(11):886-95.
10. Latenek RT. Acompanhamento retrospectivo de casos reabilitados com implantes em duas instituições de ensino. [Dissertação]. Curitiba: Instituto Latino Americano de Pesquisa e Ensino Odontológico; 2014. [acesso em 05 dez. 2014] <http://www.ilapeo.com.br/biblioteca-detalhe/acompanhamento-retrospectivo-de-casos-reabilitados-com-implantes-em-duas-instituicoes-de-ensino-C139051.html>
11. Montes CC, Pereira FA, Thomé G, Alves ED, Acedo RV, de Souza JR, Melo AC, Trevilatto PC. Failing factors associated with osseointegrated dental implant loss. *Implant Dent.* 2007 Dec;16(4):404-12.
12. Sartori IAM, Latenek RT, Budel LA et al. Retrospective analysis of 2,244 implants and the importance of follow-up in implantology. *JRD.* 2015; 2(6): 555-565.
13. Borges AF, Dias Pereira LA, Thomé G, Melo AC, de Mattias, Sartori IA. Prostheses removal for suture removal after immediate load: success of implants. *Clin Implant Dent Relat Res.* 2010;12(3):244-8.

© 2018 - JIGC Indústria e Comércio de Materiais Dentários S.A.  
All rights reserved. All trademarks mentioned herein, registered or not, are property of JIGC Indústria e Comércio de Materiais Dentários S.A. Reproduction without prior permission is forbidden.

"The dentist should inform the patient of the proposed treatment, and any reasonable alternatives, in a manner that allows the patient to become involved in treatment decisions". (American Dental Association – Principles of Ethics and Code of Professional Conduct – 1.A.)

"Dentists should not induce their patients to purchase products or undergo procedures by misrepresenting the product's value, the necessity of the procedure or the dentist's professional expertise in recommending the product or procedure". (American Dental Association – Principles of Ethics and Code of Professional Conduct – 5.D.2.)

010.00666\_co\_eng\_xx\_A\_01\_lr\_260918