

# GLOBAL EDUCATION CATALOGUE 2018



 **NEODENT®**  
A STRAUMANN GROUP BRAND



GLOBAL EDUCATION  
**CATALOGUE 2018**

# Content

3	Introduction
6	Our speakers
22	Training with clinical experts
30	Course overview by date
32	Detailed education programme
65	Neodent Symposium California



The Implant Course has been an excellent starting point for learning both the theory and practical aspects of placing and restoring implants. The wealth of knowledge provided by Goran, Amit, Richard and the rest of the team has been second to none and I'd recommend it to anyone considering starting out in this field.



**Vishaal Bedi (UK)**

Postgraduate Graduate certificate course UK

I have attended Hands-on immediate loading in Brazil and the UK on full arches and single implants. The teaching has been fantastic and great fun! I am now really confident to immediate load where possible and find the Neodent system a joy to use!



**Dr Natasha Flavell (UK)**

Dental Implant Live Surgery residency programme (UK & Brazil)

A modular course for study, learn to plan, and start with surgeries in patients from the second module. Excellent Professors and lectures. I fully recommend.



**Dra Isabel Sala (Spain)**

Modular training in implantology

Simplified protocols for complex surgeries, very good organization and excellent teachers!



**Dr Giuseppe Capozzi (Italy)**

Intensive training in immediate loading

It was a extremely didactic course which has allowed me use the knowledge obtained in my daily practice.



**Dra Jessica García Pastor (Spain)**

Intensive course and soft tissue management

Guy McLellan and Mike Fuse work so well together. Guy's surgical skills are something to be admired and strive towards. I learn't allot from the course on immediate full arch loads.



**Dr Kris Leeson (UK)**

Full Arch Immediate Load

This course has been brilliant. I've learnt so much and now have an entirely new skill set I can offer my patients. All the tutors and nursing team are amazing and really supportive with what is quite a daunting step for someone who has never done any implant work previously.



**V Macdonald (UK)**

2017 UK Post graduate course

If you're looking to place implants I can thoroughly recommend this course. It's a life changer.



**Dra Tasleem Ahmed (UK)**

Residency Programme UK & Brazil

# How to use this catalogue

## Course Level

### Straightforward +

New to Implantology, these courses will allow you to perform surgical and prosthetic procedures in cases that are less complex and have predictable esthetic and functional outcomes.

Courses include:

- Certification programs in Implant dentistry
- Diagnostics, treatment planning and digital planning,
- Patient communication
- Surgical and prosthetic implant procedures, single tooth, multiple, overdenture

### Advanced ++

These courses allow you to develop your existing experience in Implant Dentistry.

Courses include:

- Soft tissue management
- Optimal provisionalization
- Guided bone regeneration (GBR)
- Immediate function
- Immediate placement
- Guided surgery
- Minimally invasive treatment solutions
- Rehabilitation of the edentulous jaws with NeoArch™
- Digital dentistry

### Complex +++

These courses will enable you to treat challenging situations using advanced treatment planning, complex surgical and prosthetic procedures.

These courses require significant experience in placing implants.

Courses will include:

- Rehabilitation concepts for the edentulous patient
- Zygoma Implant treatment concept
- Extensive and complex grafting



Credits  
30

## Education points

Indicates the number of Continuing Education points, hours and/or credits you receive by attending the course.

Note that procedures differ by country.

Please check with the local provider of the course and your local authority.

Please be aware: VAT or applicable taxes are also not included in all instances.

## Terms & conditions

Course costs do not include travel, accommodation and other non-tuition related costs; VAT and/or applicable taxes are also not included in all instances.

All global courses and individual arrangements are conducted by external educators independent from Neodent. Course dates can change.

*Live-Surgeries*



*Hands-on patients*



*Hands-on pig jaws*



*Frozen cadavers*



*3D Models*



*Straightforward*



*Advanced*



*Complex*



**Start exploring ...**

# Our speakers



## **Dr Jonathan Abenaim**

Dr Abeniam received his BA in biology from Yeshiva University in New York, and continued his graduate work at University of Pennsylvania. Dr Abenaim graduated with a DMD with disciplines in Endodontics, Prosthetic Dentistry, and Pain Management. In addition to graduating with honors, Dr Abenaim also received the E. Howell Smith Award in Prosthetic Dentistry. Dr Abenaim is in the top 5% of elite cosmetic dentists in the United States to execute both surgical and cosmetic portions of implant dentistry. He is Board Certified in Implant Dentistry, by the American Board of Oral Implantology, an honor achieved by less than 600 dentists worldwide. Helping the future of dentistry, Dr Abenaim finds the time to instruct dental students at NYU in the department of Implant Dentistry. He has founded the Smile Syllabus Training Institute, which internationally teaches other dentists on the latest and greatest in dentistry.

---

Neodent Symposium California 2018 – Bring your practice to the next level **p.65**



## **Dr Mark Adams**

Dr Adams earned his dental degree from the University of Michigan School of Dentistry. He furthered his studies at the University of Michigan with a Master's degree in Prosthodontics, with an emphasis in cosmetic, implant, and reconstructive dentistry. Dr Adams served as a Clinical Assistant Professor at the University of Michigan School of Dentistry from 1985 to 1986. With more than 30 years in clinical practice, Dr Adams is widely regarded as an expert in the field of implant dentistry, helping to train thousands of dentists across the country. He lectures extensively throughout North America on the latest innovations in implant dentistry, cosmetic dentistry, and reconstructive dentistry, as well as practice management. He has authored numerous publications and video presentations. Dr Adams' list of accolades includes the 2003 – 2004 and 2009 Top Dentists of America Award, given by the Consumers' Research Council of America.

---

Neodent Symposium California 2018 – Bring your practice to the next level **p.65**



#### **Dr Maher Almasri**

Director of the Faculty of Dentistry, School of Health, BPP University  
DDS, PhD (Lond), FIADEF

Dr Almasri had his Oral Surgery training at the Royal London Hospitals in the UK, and Implant Dentistry training in Stuttgart, Germany. His Masters and Doctorate Degrees are from Barts and the London School of Medicine and Dentistry, University of London. He was awarded the prestigious ITI scholarship award for Implant Dentistry training in Stuttgart, Germany. He was also awarded the fellowship of the International Association of Dental and Facial Esthetics. He developed expertise in teaching the fundamentals of bone augmentation and sinus elevation. He has a special interest in bone healing, role of growth factors and bone morphogenetic proteins in bone growth. Dr Almasri is also interested in Surgical Education and developed his pioneer modules using cadaveric samples.

---

Cadaver Course for Complex Surgical Implant Procedures **p.90**



#### **Dr Michele Antonio Lopez**

Dr Lopez graduated with honors in Medicine and Surgery at University Cattolica del Sacro Cuore, Rome, in 1989. In February 1993, he obtained with honors his specialization in Dentistry. He is the author of several scientific articles on prosthetics, implantology and regenerative methods. He has attended many postgraduate courses, one in Clinical and Experimental Hypnosis at the CIICS (Clinical and Experimental Hypnosis Centre) in July 1995, at the La Sapienza University of Rome. Then in Brussels, he studied courses on integrated post urology at the European University Jean Monnet. Regularly giving lectures and presentations at congresses, in Italy and internationally. Currently a senior lecturer of the State University of San Marino. Holding a patent for implant shapes and burs. Dr Lopez works in his private practice in Rome, working exclusively in the area of reconstructive prosthetic surgery and implantology.

---

Guided Full-Arch Rehabilitation using a cone morse implant system:  
time for a new concept **p.38**



#### **Dr Carlos Araujo**

Dr Araujo is currently Full Associate Professor in the Department of Prosthodontics, University of São Paulo School of Dentistry in Bauru. He graduated from the University of São Paulo in Brazil where achieved his masters degree. He is the Coordinator of the Esthetics Master Program at the the University of São Paulo. Dr Araujo has authored several articles and book chapters in Portuguese and international journals. He maintains private practice in implantology in Bauru, Brazil.

---

Neodent Symposium California 2018 – Bring your practice to the next level **p.65**

# Our speakers



## **Dr Fadi Barrak**

Dr Fadi Barrak is registered as a specialist in oral surgery and he is a Fellow of the International Team for Implantology (ITI). He is the academic lead for the Masters course in Dental Implantology at the University of Central Lancashire and is responsible for the development and delivery of the curriculum. He graduated in Dentistry from Bristol University, followed by Medicine from Imperial College, London. Being dually qualified, he is also a Fellow of RCSEngland and an Affiliate of the RCS Edinburgh, having attained the Diploma in Implant Dentistry. Fadi has also completed training in Applied Occlusal Principles by the International Partnership for the Study of Occlusion which focused on full mouth rehabilitation. Dr Barrak has a combined experience in oral and maxillofacial surgery in both hospital and primary care settings since 1994. He was, until recently Honorary Consultant at both West Middlesex and Ealing hospitals. He is also a mentor for the Association of Dental Implantology and the International Team for Implantology. He has been placing implants since 1998, constituting over 90% of his clinical work. Having always been interested in clinical education, he has had the privilege of mentoring numerous colleagues over the last 8 years who range from beginners to experienced surgeons.

---

Cadaver Course for Complex Surgical Implant Procedures **p.90**

VSS Certificate in Implant Dentistry **p.42**



## **Dr Joe Bhat**

Joe qualified in 1992 and furthered his training in oral and maxillofacial surgery at some of the country's leading units for five years. During this time he became a fellow of the Royal College of Surgeons, England. He then undertook a three-year full time specialist training program in prosthodontics at the London Dental School in 1998. This culminated in a Master of Clinical Dentistry from the University of London and membership in Restorative Dentistry from the Royal College of Surgeons, Edinburgh in 2001. Joe is currently an Hon. Visiting Professor at MM University, India. His clinical time is spent as a private referral practitioner at the Moor Park Specialist Dental Centre. He has also been a clinical lecturer for the Master of Clinical Dentistry program at the Eastman Dental Institute in the heart of London. Joe's clinical practice is restricted to the management of complex restorative problems and in the placement and restoration of dental implants. Joe regularly lectures both in the UK and abroad on dental implants and is an extremely sought after speaker. He is currently a fellow of the International Team for Implantology (ITI), Fellow of the International College of Dentists (ICD), Examiner for the Royal College of Surgeons, Edinburgh for the Diploma in Implant Dentistry and Examiner for the General Dental Council and runs his own implant training and mentoring program for dentists in the London area.

---

The art of immediate load – NeoArch™ **p.96**




#### **Dr Jorge Bertos Quílez**

Jorge Bertos Quílez DDS, MSc, has his Dentistry degree from the University Internacional de Catalunya. Master degree in Oral Implantology surgery and prosthetics from the University of Internacional de Catalunya. Associated professor. Oral surgery and maxillofacial department. Universitat Internacional de Catalunya. Professor. International Master in Oral Surgery. Universitat Internacional de Catalunya.

---

Hands-on cadaver intensive course in advanced implant surgery: hard and soft tissue management **p.34**



#### **Dr Bill Black**

Received his degree from the University of Tennessee/Memphis in 1984 and completed his residency in Oral & Maxillofacial Surgery at the University of Tennessee/Knoxville in 1989. There he participated in some of the original research involving osseointegrating, root form, implants. Since that time he has been in private practice as an Oral & Maxillofacial Surgeon in Scottsbluff Nebraska as well as an educator for dentists looking to develop their skills in the area of implantology.

---

Implant EZ I Live Implant Surgery Course **p.50**  
Implant EZ II Advanced Dental Implantology for the General Practitioner **p.62**



#### **Richard O'Brien**

Richard O'Brien DTM, Master Technician, qualified in 1993 continued his studies, receiving his Masters Degree in dental technology in Cologne in the year 2000 qualifying best in his year. He previously ran a high quality laboratory in Cologne before coming to England in 2001, where he worked at the Eastman Dental Hospital until joining Dental Excellence Technology in 2002. In 2007 he began working independently as a technical consultant. He is Managing Director of RichArt Dental Studio Ltd which specializes in aesthetic solution, full ceramic systems and Implantology. Richard is a member of the British Academy of Aesthetic Dentistry, Dental Technologist Association and registered Dental Technician with the General Dental Council.

---

Aesthetic Implant Restorations – The clinical and laboratory interface **p.86**

# Our speakers



## **Dr R. Brinks Austin**

Dr R. Brinks Austin earned his dental degree from the University of Iowa School of Dentistry, where he was inducted into Omicron Kappa Upsilon. At the time he completed his Oral and Maxillofacial Surgery, he also obtained a Doctor of Medicine degree at the University of Alabama at Birmingham. He then relocated to Arizona and soon after opened his own oral surgery practice, eventually being joined by his dental school colleague and friend Dr Bradley Porter to form Arizona Maxillofacial Surgeons. They've since welcomed two additional partners, Dr Brent Boyse and Dr Gregory Romney, and become the Phoenix Valley's premier oral surgery group practice. Together with his partners, Dr Austin has worked to advance knowledge and expertise among the dental community by emphasizing continuing education and professional development through their AGD certified provider organization.

---

Neodent Symposium California 2018 – Bring your practice to the next level **p.65**



## **Dr Luis Bruzual**

Dr Bruzual obtained his dental degree DDS in 1992, he obtained his certification as a Specialist in Oral and Maxillofacial Surgery in 1999; his external rotations included being visiting surgeon at the Department of Cranio-Maxillo-Facial and Oral Surgery in Zurich, Switzerland and Woodhull Medical Health Center in New York City, USA. In 2010 he moved with his family to the United Kingdom, and since then he works at Dudley Group of Hospitals as a Specialty Surgeon in Oral and Maxillofacial Surgery. He is recognized by the General Dental Council as a Specialist in Oral Surgery. Dr Bruzual is the Oral Surgeon at ODL Dental Clinic in London, UK. He enjoys swimming and spending time with family and friends.

---

International Live Patient Program **p.46**



## **Dr Ivan Casabianca**

Dr Casabianca obtained his dental degree DDS in 1994. Since then, he has masterfully expanded his knowledge, skills and experience by teaching and leading extensive surgical training programs throughout the United States. He is actively involved in humanitarian missions offering his professional services all around the world, in which he has personally overseen and directed more than 20,000 dental implant placements. Dr Ivan Casabianca is an internationally known dentist, entrepreneur, instructor, and speaker in the field of dentistry and implantology. He knows how important a dental continuing education is, as well as the need for mentorship and Hands-on training. He is the recognized expert clinician that dentists seek in order to obtain the highest level of competence in dental implants; he is regarded as the go-to trainer by many dentists. Dr Ivan Casabianca has a private practice in Laguna Hills and is the founder of ITC Seminars, a leading nationwide and international dental CE provider.

---

International Live Patient Program **p.46**





#### **Dr Luís Cuadrado**

Stomatology Expert, Plastic Surgery Expert  
Director of the Clinical and Training Center i2 Implantology, Madrid  
Director of the Postgraduate Training Program in Implantology, UDIMA  
AO, SEI, SECIB, SECPRE member  
CGCOE Advisor  
More than 200 of national and international trainings and conferences  
More than 100 scientific articles  
Oral Implantology, Extraoral and Reconstructive Surgery practice  
Member of the World Advisory Board of 3Shape

---

Advanced training in reconstructive surgery on cadavers **p.88**



#### **Dr Jim Downs**

Received his degree from Tufts University School of Dental Medicine in 1986.  
Dr Downs is an expert in comprehensive restorative treatment and is recognized as a key opinion leader. He currently lectures throughout the U.S. and Europe for the Dr Dick Barnes Group and maintains an aesthetic, family oriented practice in Denver Colorado.

---

Implant EZ I Live Implant Surgery Course **p.50**

Implant EZ II Advanced Dental Implantology for the General Practitioner **p.62**



#### **Dr Lee Fitzgerald**

Dr Lee Fitzgerald grew up in Rockwall, Texas before attending The University of Texas at Austin from 1977 to 1981. Dr Fitzgerald was accepted early by Baylor College of Dentistry in 1981. Dr Fitzgerald is a general dentist and he continued his education as an Extern in Oral and Maxillofacial Surgery at Southwestern Medical School in Dallas. Dr Fitzgerald is also a graduate of the Maxi Course in Implant Dentistry from the Medical College of Georgia. Dr Fitzgerald also lectures and mentors young dentists interested in advanced implant and cosmetic dentistry, and currently practices general dentistry, implant dentistry, and cosmetic dentistry in Plano, Texas at his Dental Implant Center.

---

Teeth in one day hands-on workshop and live surgery **p.36**

# Our speakers



## **Mr Mike Fuse**

Mike Fuse has over 20 years experience in dentistry, he quickly built a reputation for creating natural-looking teeth and superior levels of craftsmanship. Mike has a particular interest in complex dental implantology and full mouth rehabilitation. Mike established Fusion Dental Ceramics in Cardiff in 2005. The award-winning laboratory was founded on Mike's passion for digital dentistry, dental implants, cosmetic restorations and prosthetics. Mike qualified as a Clinical Dental Technician Dip CDT RCS and graduated from The Royal College of Surgeons England. This has broadened Mike's skill set within the dental industry and he is one of only a handful of CDTs in the country who is able to offer All on 4 or same day fixed teeth. Mike continues to participate in training events and courses globally to further his knowledge and skill levels. He is a member of the Dental Laboratories Association, the Association of Clinical Dental Technicians, European association of Osseointegration, as well as the ADI. After working with specialised dentists and surgeons nationwide, Mike was inspired to open a highly specialist, private dental practice in his hometown of Cardiff. He felt that South Wales would benefit from creative, expert level dental services and so Fusion Dentistry was born.

---

Full Arch Immediate load: surgical and prosthetic protocols for the dentist and technician **p.54**



## **Dr Daniel Galindo**

Dr Daniel Galindo received his dental degree from Universidad Javeriana School of Dentistry in Bogotá, Colombia and his certificate in prosthodontics from the Eastman Dental Center at the University of Rochester in Rochester, New York. He served as Assistant Professor in the Department of Prosthodontics and Operative Dentistry of the University of Connecticut School of Dental Medicine and is currently Clinical Assistant Professor of the Eastman Institute for Oral Health at the University of Rochester. Dr Galindo is a Diplomate of the American Board of Prosthodontics, a Fellow of the American College of Prosthodontists and an active member of the Academy of Osseointegration, the American Academy of Fixed Prosthodontics, the American Prosthodontic Society, and the ITI International Team for Implantology. He is in full-time private practice in Phoenix, Arizona, dedicated to implant, esthetic and restorative dentistry.

---

Neodent Symposium California 2018 – Bring your practice to the next level **p.65**



#### **Dr Francesco Gallo**

Dr Gallo graduated in Medicine and Surgery at the Second University of Studies, Naples, doing an internship at the Head and Neck Surgery department of the Galeazzi Orthopedic Institute in Milan. He obtained his specialization in maxillo-facial surgery at the SUN. From 2009 he is first level Medical Director at the Maxillo-Facial Department of the IOG in Milan. From 2017, he is Director of orthognatic and preprosthetic surgery service in maxillo-facial department. Dr Gallo is the author of several national and international scientific articles. His clinical practice focuses on pre-restorative reconstructive and implant surgery.

---

Extreme Oral Rehabilitations **p. 78**



#### **Dr Mauro Gebran**

Dr Gebran obtained his dental degree DDS in 1992 at the Pontificia Universidade Catolica, Curitiba, Parana – Brazil. In 1995, he got his Certificate in Periodontology from the Brazilian Dental Association, in 1997 a Master in Science in Production Engineering from the Federal University of Santa Catarina, in 2004 a Master in Science in Implantology from the Faculdade Sao Leopoldo Mandic in Sao Paulo, and a PHD in Heath Science from the Medical School of Pontificia Universidade Catolica in Curitiba. He has been a faculty in three different private universities since 1993 up to 2010 when he decided to open his own dental school.

---

International Live Patient Program **p. 46**



#### **Dr Bryan Hendriks**

Dr Hendriks is one of just a handful of Doctors that limit their practice to Full Mouth Rehabilitation techniques involving dental implants. Traveling across the U.S. and internationally Dr Hendriks has become an expert in dental implant treatment, focusing on edentulous options. He has pioneered may techniques to streamline the Hybrid Denture process, making it more cost effective and time saving! He will walk you through a step-by-step process from consultation to final delivery. You will leave feeling 100% ready to immediately implement this cutting edge treatment into your practice!

---

Edentulous Options **p. 94**

# Our speakers



## **Dr Federico Hernández-Alfaro**

MD, DDS, PhD, FEBOMS

Studied medicine and dentistry and specialized in Oral and Maxillofacial Surgery in Barcelona, Spain. He obtained his PhD at International University of Catalonia, and is a Diplomat of the European Board of Oral and Maxillofacial Surgery. He is currently the Professor and Chairman of Oral and Maxillofacial Surgery at Universitat Internacional de Catalunya (Barcelona, Spain). He is also Head of the Department of Oral and Maxillofacial Surgery at Teknon Medical Center, the largest private facility in Spain. Dr Hernández Alfaro's main interest is Orthognathic and Preprosthetic Surgery and has published, and lectured worldwide in these fields. He is the author of "Bone grafting in Oral Implantology" and "Controversial Issues in Implant Dentistry", published by Quintessence.

---

Hands-on cadaver intensive course in advanced implant surgery:  
hard and soft tissue management **p.34**



## **Dr Richard Malloch**

BDS, PG Dip in Fixed and Removable Prosthodontics

Dr Malloch graduated from Newcastle University in 1995 and has been working in dentistry since 1998. Richard then joined St. Ann's Dental in 2005 to work alongside Paul in Restorative and Cosmetic Dentistry. Richard has completed all four levels of his advanced restorative training with Dr Tipton in Manchester and has recently completed a Postgraduate Diploma (Fixed and Removable Prosthodontics) at Kings College. London.

---

Post Graduate Certificate in Dental Implantology **p.32**



## **Dr Angelo Marangini**

Dr Marangini graduated in dentistry with honors at the University of Naples Federico II in 1988. He specialized in Reconstructive Periodontal Surgery. In 1999 he contributed to the evolution of the cone metric connection in the Mac System. He specialized with Lode in Laser Therapy at the University of Genova in 2005. He has been tutor at the Institute of Anatomy of Liège in 2010. Dr Marangini gives lectures at both national and international level. His clinical practice focuses on immediate loading on implants and bone grafting techniques.

---

Immediate Loading and one-stage vs two-stages bone regeneration **p.80**



#### **Dr Greig McLean**

MFDS RCPS (Glasg). 2002, BDS (Glasg). 2001, MB ChB (Glasg) Clinical Director, Doctor & Dentist (GDC No 79630) is a highly experienced dentist and medical doctor with a special interest in implantology, cosmetic and surgical dentistry. He also practices the treatment of anxious and phobic dental patients. Dr McLean has been placing implants since 2005 and teaches all aspects of surgery and restoration. Dr McLean is a member of the International Team for Implantology (ITI), the Association for Dental Implantology UK (ADI) and the British Academy of Cosmetic Dentistry (BACD).

---

NeoArch™ – restoring full arch implant bridges on 4 implants **p.58**



#### **Dr Guy McLellan**

Guy is doubly qualified in dentistry and medicine and a Fellow of the Royal College of Surgeons of England. He has over 10 years' hospital experience including training in ENT and plastic surgery and currently holds an Honorary Consultant post in Oral Implantology at Charing Cross Hospital where he runs the dental implant clinic. His experience in implants dates back to 1994 and includes extra-oral implants to retain facial cosmetics/reconstruction following facial cancer surgery as well as intra-oral cancer rehabilitation and facial deformities such as cleft lip and palate. He continues to work as a member of the Cranio-Facial team at Chelsea and Westminster Hospital. In private practice he limits his practice to surgical implantology and augmentation procedures including complex intra-oral and extra-oral grafting. He is a member of the Association of Dental Implantology (ADI), the European Association of Osseointegration and a Fellow of the International Congress of Oral Implantologists.

---

Full Arch Immediate load: surgical and prosthetic protocols for the dentist and technician **p.54**

# Our speakers



## **Dr Amit Mistry**

BDS MFDS RCS (Eng)

Dr Mistry qualified from the University of Manchester in 2001, completed General Professional Training in 2002 and became a member of The Royal College of Surgeons in 2003. At Blackburn Royal Infirmary, Amit was training as a junior maxfax surgeon and stepped up to senior grade surgeon level having responsibility for training and supervising junior surgeons and being 2nd on call. Amit gained experience of surgical implant placements on compromised cases which required advanced surgical procedures such as sinus lifts and bone grafts. Dr Mistry has been on the academic teaching staff at Manchester Dental Hospital, supervising undergraduate dental students in oral surgery and IV sedation and is lead clinician for oral surgery in Halton and St Helens PCT. Amit has undergone extensive post-graduate training in the field of dental implantology. This includes surgical grafting of bone and soft tissue, all on four cases and routine implant placements. He is currently at an advanced level of zygomatic implant training and has been placing zygomatic implants in severely compromised cases.

---

Post Graduate Certificate in Dental Implantology **p.32**



## **Dr Alex Molinari**

Dr Alex Molinari is currently the Director of Education for Neodent USA, Inc. Dr Molinari received a PhD in Periodontics from the Pontifical Catholic University of Paraná (PUC-PR\_BRAZIL), and a master's degree of implantology by the São Leopoldo Mandic University (Campinas, BRAZIL). Dr Molinari is a specialist in periodontics at the University of Santa Catarina (UFSC – Florianopolis – BRAZIL) and holds a graduate degree in implant prosthesis from the University of Sagrado Coração (USC – Bauru – BRAZIL). He formerly taught at ILAPEO in Curitiba, BRAZIL and was a Neodent consultant for 14 years. His research has been published in 12 publications and he has presented at more than 900 conferences in 20 different countries.

---

Neodent Symposium California 2018 – Bring your practice to the next level **p.65**



## **Dr Rubens Moreno de Freitas**

Dr Rubens is a Professor of the Master's program in ILAPEO Dentistry and international courses which take place in partnership with Neodent.

---

Intensive training in morse taper and immediate loading with the Neodent Implant system **p.48**



#### **Dr Luiz Eduardo Padovan**

Master and Doctor of Surgery and Maxillofacial Universidade Estadual Paulista UNESP – ARAÇATUBA; Prof Associate Fellow of the AMERICAN ACADEMY OF IMPLANT DENTISTRY – AAID; Professor of Postgraduate Course Doctor – Master in Implantology of the Latin American Institute of Research and Dental Education – ILAPEO – Curitiba – PR.

---

Intensive course in Atrophic Maxilla Rehabilitation using Zygoma Implants **p.60**



#### **Dr Enric Pintado Boixados**

Dr Pintado has a Private practice in Barcelona and Manresa (Spain) and in Andorra La Vella (Andorra) specialising in implant Surgery and Prosthetics D.D.S. by U.O.D. (Universidad Odontológica Dominicana) year 1990. He achieved his Master in Implant Surgery by N.Y.U. ( New York) in 1991. In 1992 he completed the “1 year residency program in Prosthetic Dentistry” at Seattle University (Washington). He is the author and developed the Technique PRED (pre-extraction drilling) a procedure for drilling before extractions to facilitate Implant placement and minimise bone loss.

---

Post-extraction Implants & Immediate Function **p.56**



#### **Dr Miguel Braga Pinto**

DDs. in Dentistry, ISCS-N (Instituto de Ciências da Saúde do Norte) Periodontology Expert, HGER – Recife (Hospital Geral do Exército do Recife) Expert and Master in Implantology, Faculdade de S. Leopoldo, Mandic – Campinas Master in Oral Rehabilitation, ISCS (Instituto de Ciências da Saúde do Norte).

---

Modular training in Implantology with the Neodent Implant System **p.40**

Advanced training in reconstructive surgery on cadavers **p.88**



#### **Dr Daniel de Ribot Martínez**

DDS, MSc. He recieved his degree in dentistry from the International University of Catalonia. He completed his Masters degree in Oral Implantology surgery and prosthetics at the International University of Catalonia along with a Masters degree in Endodontics from the International University of Catalonia. He is currently the Professor and International Master in Oral Surgery at the University of Catalonia.

---

Hands-on cadaver intensive course in advanced implant surgery:

hard and soft tissue management **p.34**

# Our speakers



## **Dra Arantza Rodriguez**

Graduated in Dentistry. European University (Madrid)  
Oral Surgery and Implanto-Prosthetic specialist. CSI CEU  
Professor Master in Oral Surgery and Implanto-Prosthetic. URJC 2007 – 2016  
Speaker at courses, presentations and workshops regarding restorative dentistry and implantology in several national and international congresses.

---

Modular training in Oral Surgery **p.84**



## **Dr Sérgio Rocha Bernardes**

Prof Dr Sérgio Rocha Bernardes has a BDS from the Federal University of Rio de Janeiro, Specialist in Dental Prosthesis at the APCD/Bauru, São Paulo, Brazil, Specialist in Implantology at the Federal Dental Council (CFO), Brazil, MSc in Oral Rehabilitation at the Federal University of Uberlandia, Brazil; PhD in Oral Rehabilitation at the São Paulo University/FORP, Brazil with collaborative research at the Eastman Dental Institute, London. Professor at ILAPEO, Latin American Institute of Dental Research and Education, Brazil; Prof Dr Bernardes has three books published in Brazil about oral implants, immediate loading, guided surgery and Dental Prosthesis applied to implants. His main research field is in biomechanics and clinical investigations, where he has international scientific publications.

---

Intensive training in morse taper and immediate loading with the Neodent Implant system **p.48**

Immediate prosthesis through a full digital protocol **p.82**

Neodent Symposium California 2018 – Bring your practice to the next level **p.65**



## **Dr Sanjay Sethi**

Sanjay Sethi qualified from Guy's Hospital in 1993 with BDS. He is in private practice in London and has a special interest in aesthetics and implants in dentistry. He has lectured extensively internationally. He is a full member and Past President of the British Academy of Aesthetic Dentistry, an active member of the European Academy of Esthetic Dentistry and is also a member of the ADI (Association of Dental Implantology).

---

Aesthetic Implant Restorations – The clinical and laboratory interface **p.86**





#### **Dr Reinaldo Siqueira**

Expert in Periodontology, FQP – UPE – Recife  
Postgraduate in Prosthesis, APCD – São Paulo  
Postgraduate in Implantology, GISI – Bologne  
Expert and Master in Implantology, Faculdade de S. Leopoldo,  
Mandic – Campinas, Neodent scientific consultant.

---

Modular training in Implantology with the Neodent Implant System **p.40**

Advanced training in reconstructive surgery on cadavers **p.88**



#### **Dr Kailesh Solanki**

Dr Kailesh Solanki graduated from Manchester in 2003 with 2 clinical prizes. He has recently just opened up his 4th Dental practice in and around the Manchester area. With post graduate qualifications in advanced restorative dentistry, implantology and aesthetic dentistry and placing around 700 implants per year, much of Dr Solanki's time is spent at his clinics offering advanced procedures such as full arch fixed same day smiles, sinus lifting and bone augmentation. With extensive knowledge of implants and various systems, Dr Solanki has found a system in Neodent that he solely uses for all of his cases.

---

Advanced immediate loading techniques using Neodent cone morse system **p.52**

# Our speakers



## Mr Enrico Steger

Enrico Steger is the inventor of the manual milling machine for the production of zirconium dental prostheses. After five years of High School at the Institute for Dental Technicians in Bolzano/South Tyrol and various jobs as a dental technician throughout Europe, in 1981 he set up his own dental laboratory. Working with various industrial companies, he developed a range of dental products including dental wax, drills and ceramics, as well as carrying out research into colour and form for dental prostheses. In 1986, Quintessenz published his book "Die anatomische Kaufläche" (The Anatomy of the Occlusal Surface). So he became one of the world's leading experts and trendsetters in the dental sector, publishing papers in specialist journals and becoming guest speaker in conferences in Korea, Iceland, Norway, Spain, South Africa, USA and Mexico. In 2003 Steger had a revolutionary idea: to develop a manual milling system that could be easily affordable for any dental technician. So the manual zirconium milling machine based on the functioning principle of the pantograph was born. That year, he made a prototype of the machine and, to ensure the perfect adaptability of crowns and bridges, he fine-tuned a complete system including blocks of in-house produced zirconium, milling machines and sintering kilns. In 2 years, Steger optimized the zirconium milling machine he called the "Zirkograph" and the company he founded in South Tyrol in 2003 – Zirkonzahn Srl – launched the product. The company, which today employs 250 people, grew to become a leader in the dental sector, exporting to over 100 countries.

---

Neodent Symposium California 2018 – Bring your practice to the next level **p.65**



## Dr Geninho Thome

Scientific President of Neodent, President of the Board of Neodent, Director of Research and Development of the Latin American Institute of Dental Research and Education (ILAPEO – Curitiba, Brazil). Founder and President of Neoortho. Formal Education/Degree: Ph.D. in Clinical Odontology. Centro de Pesquisas Odontológicas São Leopoldo. Mandic, SLMANDIC, Brazil. Professional Master Studies in Implantology. Universidade de Camilo Castelo Branco, UNICASTELO, Brazil. Specialization in Implantology. Escola de Aperfeiçoamento Profissional da Associação dos Cirurgiões Dentistas, EAP-ACDC, Brazil. Specialization in Periodontics. Universidade de São Paulo, USP, Brazil. Graduation in Dentistry. Universidade Federal de Santa Catarina, UFSC, Brazil. Research Fields: Immediate loading, Bone grafting, Guided surgery, Bone remodeling, Morse Cone.

---

Intensive training in morse taper and immediate loading with the Neodent Implant System **p.48**

Neodent Symposium California 2018 – Bring your practice to the next level **p.65**



#### **Dr Göran Urde**

D.D.S, Specialist in Prosthodontics

Göran received his dental degree from the Faculty of Odontology, Karolinska Institute in Stockholm in 1979. He has held departmental positions at the Karolinska Institute, the University of Gothenburg, Eastman Dental Hospital in London and the United Medical & Dental Schools of Guy's & St. Thomas Hospitals, London. Prof. Urde has held a variety of positions with Nobel Biocare throughout Europe, including System Specialist, Manager of Clinical & Scientific Support, Market Director and Manager of Professional Support. Prof. Urde has lectured and published extensively on dental implants and practice management. He is currently employed as a Prosthodontist at the Copenhagen Implant Centre and also maintains a private practice in Copenhagen.

---

Post Graduate Certificate in Dental Implantology **p.32**

Certificate Program in Implant Dentistry **p.92**



#### **Dr José Vallejo Pintado**

Graduated in Dentistry. Complutense University (Madrid). Implant-Prosthetic specialist. Complutense University (Madrid). Master in Oral Surgery, Implantology and Temporomandibular Joint (TMJ). Jiménez Díaz Foundation. Speaker at courses, presentations and workshops regarding restorative dentistry and implantology in several national and international congresses. Author and co-author in several articles in scientific journals.

---

Modular training in Oral Surgery **p.84**



#### **Dr Nadeem Zafar**

Dr Nadeem Zafar qualified from Guys Hospital, London in 1994. In 2000, he completed his Masters Degree in Dental Implantology at the Eastmans Dental Institute, London, and opened his private implant referral clinic, Surrey Heath Dental Implant Centre, Camberley, Surrey. He is also the clinical lead for Dental Implantology at LongwoodHouse, Ilford, Essex. Dr Zafar is Director of Perio-Implant International who specialise in developing courses for General Dental Practitioners in the field of Dental Implants and Periodontology. All the courses have a strong "Hands-on" component as well as access to a lifetime of mentoring. He has held a number of Visiting Professor posts at a number of schools in Brazil. He was also past President of The AOG (Anglo-Asian Odontological Group) and Past Associate Editor of Dental Implant Summaries.

---

Dental Implant Live Surgery Residency Programme (UK & Brazil) **p.44**

# Training with clinical experts

The selected experts listed below allow you to set up customized individual training activities on a 1:1 basis or a group arrangement with focused lecture topics and hands-on live surgery treatments in their own patients. To arrange a clinical expert look for the linkup now underneath each clinical expert.

Topics covered by clinical experts can vary according to your needs.

Please find some examples below:

- How to achieve long term aesthetic solutions in the anterior maxilla, single and multiple tooth replacements
- Complex cases and how to handle these daily in your clinic
- Discover how full arch immediate loading can benefit your practice
- Understand which patients are good candidates for full arch immediate load
- Gain an understanding of new restorative technique to maintain the peri implant tissues, by discovering the benefits of Morse-Taper connections and technique



Telephone support



Facetime iPad  
or other media



Mentoring on site



Speaking for a study  
club, lecture, event



#### **Dr Riad Almasri**

Dr Almasri is a specialized Prosthodontist who practiced general dentistry for several years prior to entering Nova SE University College of Dental Medicine, where he received his specialty certificate in Prosthodontics; serving as a Chief Resident. He is currently an Adjunct Faculty member of the College of Dental Medicine's Post-Grad Prosthodontic program. In addition to private practice Dr Almasri served as a Clinical Assistant Professor at Baylor College of Dentistry, Dallas, TX. He has also established the FastNewSmile® for the immediate load dental implant procedure. Not only does he perform this procedure, but he also gives lectures about the procedure to dentists locally and nation-wide. Dr Almasri is involved in research and has been published in the Journal of Prosthodontics and the International Journal of Oral and Maxillofacial Implants. Dr Almasri is a Fellow of the International Congress of Oral Implantologists and an active member of the Academy Of Osseointegration where he serves as a member of the Young Clinicians Committee. He is also an active member of the American College of Prosthodontists, the American Dental Association, the Texas Dental Association and the Dallas County Dental Society.

#### **Linkup now:**

Phone: +1877 3750941

[www.facebook.com/FastNewSmile](https://www.facebook.com/FastNewSmile)



#### **Dr Carlos Araujo**

Dr Araujo is currently Full Associate Professor in the Department of Prosthodontics, University of São Paulo School of Dentistry in Bauru. He graduated from the University of São Paulo in Brazil where achieved his master degree. He is the Coordinator of the Esthetics Masters Program at the the University of São Paulo. Dr Araujo has authored several articles and book chapters in Portuguese and international journals. He maintains private practice in implantology in Bauru, Brazil.

#### **Linkup now:**

University ILAPEO

Rua Jacarezinho, 656,

Mercês Curitiba,

Paraná, Brazil

CEP 80.710-150



# Training with clinical experts



## Dr Joe Bhat

BDS FDS RCS MClintDent MRD RCSEd, Hon. Visiting Professor; Specialist in Prosthodontics and Oral Surgery Joe is currently an Hon. Visiting Professor at MM University, India. He is a registered specialist in both Prosthodontics and Oral Surgery and limits his practice to Implant and Restorative Dentistry. His clinical time is spent as a private referral practitioner at the Moor Park Specialist Dental Centre. He has also been a Clinical Lecturer for the Master of Clinical Dentistry program at the prestigious Eastman Dental Institute. He is currently a Fellow of the International Team for Implantology (ITI), Fellow of the International College of Dentists (ICD) and Examiner for the Royal College of Surgeons, Edinburgh for the Diploma in Implant Dentistry.

### Linkup now:

Phone: +44 1923 823504  
[www.moorparkdental.com](http://www.moorparkdental.com)



## Dr Mike Chen

Mike M. Chen, DMD, DICOI, is a leading practitioner, teacher and lecturer in implant dentistry in the San Francisco Bay Area. He's considered one the most innovative dentists in northern California with 25 years of experience providing and overseeing direct dental care, diagnosis, treatment and procedures.

His career highlights include:

- Seasoned trainer and advisor to clinical professionals and students in implant dentistry.
- Authority on current principles, methods and procedures for the delivery of medical evaluation, diagnosis and treatment; as well as on legal and ethical standards for the delivery of dental surgical care and related accreditation and certification requirements.
- Prolific presenter of dental implant educational programs and workshops; and frequent contributor to the efficient development of training curricula and evaluation of students' performance through demonstrated dental procedures.
- Passionate advocate for preventive dental care, with emphasis on proactive dental hygiene, self care and maintenance.
- Promoter of best practice with solid grounding in the judicious use of relevant drugs and non-pharmaceutical patient care aids. Patient care at office and discussion in study club.

### Linkup now:

Phone: +1 408 6296704  
[info@sanjoseimplantdentist.com](mailto:info@sanjoseimplantdentist.com)



**Dan Holtzclaw, DDS, MS**

Dan Holtzclaw DDS, MS maintains a private practice in Austin, Texas limited to full-arch immediately loaded dental implant oral reconstruction procedures. He has served as the Co-Editor-In-Chief of the Journal of Implant & Advanced Clinical Dentistry since 2008 and is an editorial board member/reviewer of four other peer reviewed dental journals. Dr Holtzclaw has published over 50 articles related to various aspects of implant dentistry and has provided over 100 main podium lectures worldwide. Dr Holtzclaw is a Diplomate of both the American Board of Periodontology and the International Congress of Oral Implantologists. He has been recognized as a "Leader in Continuing Dental Education" by Dentistry Today magazine for the past 10 consecutive years and is a past recipient of the "Excellence in Research Award" from the International College of Dentists.

**Linkup now:**

Phone: +1 512 3750050

[info@atximplants.com](mailto:info@atximplants.com)

**Dr Lovro Iskra**

Dr Iskra graduated in Dentistry School at the University of Ljubljana, Slovenia. First he worked as a SHO at the Clinic for Maxillofacial surgery in Ljubljana and then started a specialization of Oral Surgery (4 years) at the same Clinic. At the Clinic he analysed children with TMS trauma, which was published in dental journals. He is specialized in Oral Implantology and all kind of bone augmentation procedures. 10 years of work experience. He has a private practice for Oral Surgery in Ljubljana where he works mainly in Implantology and high aesthetic prosthetic rehabilitation.

**Linkup now:**

Phone: +386 (0) 1 50 53 371

[info@iskradent.si](mailto:info@iskradent.si)



# Training with clinical experts



## Dr Rick Kapitan

Dr Rick Kapitan is a Board Certified Oral & Maxillofacial Surgeon specializing in cleft lip/palate surgery, orthognathic (jaw realignment) surgery, facial trauma repair, bone grafting, and dental implant reconstruction. Dr Kapitan holds both doctorate in surgery and master's of science degrees, as well as advanced training as a specialist in surgery and anesthesia (OMS) from The Ohio State University Medical Center. His resume also includes Basic Life Support, Advanced Cardiac Life Support, Pediatric Advanced Life Support certification. Dr Kapitan is a Diplomate of the American Board of OMS, a Fellow of the American Association of OMS, and is a member of both the North Carolina Society of OMS and the Southeastern Society of OMS. He holds appointments as Adjunct Faculty in the Department of Oral & Maxillofacial Surgery at both Louisiana State University (LSU) and the University of North Carolina, Chapel Hill (UNC). Locally, he is the Director of both the Carolinas Center for Cleft Lip & Palate Surgery and of the Envision™ Implant Academy, positions that both involve speaking to groups of practitioners and extensive clinical instruction in surgery. Additionally, Dr Kapitan is a national lecturer and clinical course instructor in advanced dental implant surgery for Zimmer BioMet's Zimmer Institute. Internationally, Dr Kapitan is a volunteer cleft surgeon, surgical team leader, and sits on the Board of Directors of the Free To Smile Foundation; a not-for-profit medical mission group that provides free cleft lip and palate surgeries to children in need around the globe. Dr Kapitan devotes 4 weeks annually to travel abroad to Central America, South America, and Africa to provide this much needed surgery free of charge. On a personal level, Dr Kapitan enjoys camping, hunting and fishing with his family. He lives on a family farm that he operates with the help of his family in Weddington NC, and is an active member at Nativity Orthodox Christian Church in Charlotte, NC.

## Linkup now:

Phone: +1 7047692131







### **Dr Angelo Marangini**

Dr Angelo Marangini graduated with honours in Dentistry at the Università degli studi di Napoli Federico II, Naples, in 1988. He gained his Post-graduate Scientific Specialization in Periodontal Reconstructive Surgery in 1989. He held an Implant Dentistry course for the Anchor Implant System at the Università degli Studi in Bari with Professor M. Piatelli and Doctor Harold Bergman from the University of Toronto, Canada. In 2005 he specialized with honours in the Laser Therapy Use and defended his thesis "Applicazioni cliniche in odontostomatologia del Laser a diodi" (Diode laser clinical applications in odontostomatology) at the San Martino Hospital, Università degli Studi in Genoa (DI.S.T.BI. MO.), Biophysical Medical and Dentistry Sciences and Technologies Department, with Professor Alberico Benedicenti. Since 2008 Dr Marangini has been called by the International Academy for Immediate Loading (IAFIL) in order to represent the Immediate Loading technique at regional level. He is currently working as an Oral Surgery and Implantologist in private and external practices. Dr Marangini works also as a speaker at various national and international courses and congresses.

#### **Linkup now:**

Studio Dentistico

Phone: +39 081 578 2138



### **Dr José Vallejo Pintado**

Degree in Dentistry by the U.C.M. Specialist in Implant Prosthesis by the U.C.M. Master in Oral Surgery, Implantology and T. M. J. at the Jiménez Díaz Foundation Advances Studies Diploma.Ph.D. Accreditation. DEA. URJC. Madrid. Spain. Member of the Spanish Society of Estomatological Prosthesis (SEPES). Member of the B & B Implant Team working group, Biomimetic and Biomechanic Implant Restoration Concept. Scientific advisor and lecturer of theoretical and practical courses at national and international level in the field of Implantology and Implant Prosthesis for Neodent. Scientific advisor and lecturer of theoretical-practical courses at the national level for Zhermack®. Co-director of the modular course of Oral Surgery and Implantology of Neodent. Private Practice in Aesthetic Dentistry, Implantology and Implant Prosthetics in Madrid. Diploma of Advanced Studies (DEA). Doctorate in Dental Sciences. (2008)

#### **Linkup now:**

Phone: +34 916 623 435



# Training with clinical experts



## **Dra Arantza Rodriguez**

Dr Rodriguez has a Degree in dentistry from the European University, Madrid in Spain. She is an expert in oral implantology and Implant prosthesis. With a Diploma in cosmetics and Oral Rehabilitation from New York University College of Dentistry, NYU, New York, USA. She has a Private Practice Oral Surgery and Implantology. Aesthetic Rehabilitation. Madrid. Spain. Professor of Surgical Pathology. Stomatology Department. Rey Juan Carlos University URJC, Madrid. Spain.

### **Linkup now:**

Phone: +34 916 623 435



## **Dr Nadeem Zafar**

Dr Nadeem Zafar qualified from Guys Hospital, London in 1994. In 2000, he completed his Masters Degree in Dental Implantology at the Eastmans Dental Institute, London, and opened his private implant referral clinic, Surrey Heath Dental Implant Centre, Camberley, Surrey. He is also the clinical lead for Dental Implantology at LongwoodHouse, Ilford, Essex. Dr Zafar is Director of Perio-Implant International who specialise in developing courses for General Dental Practitioners in the field of Dental Implants and Periodontology. All the courses have a strong "Hands-on" component as well as access to a lifetime of mentoring. He has held a number of Visiting Professor posts at a number of schools in Brazil. He was also past President of The AOG (Anglo-Asian Odontological Group) and Past Associate Editor of Dental Implant Summaries.


### **Linkup now:**

Phone: +44 1276 469 600

[info@implantsuccess.com](mailto:info@implantsuccess.com)

[www.implantsuccess.com](http://www.implantsuccess.com)





# Course overview by date

<b>February</b>	<b>2018</b>	
08	Post Graduate Certificate in Dental Implantology	32
08 – 10	Hands-on cadaver intensive course in advanced implant surgery: hard and soft tissue management	34
09 – 10	Teeth in one day hands-on workshop and live surgery	36
17	Guided Full-Arch Rehabilitation using a cone morse implant system: time for a new concept	38
19 – 21	Modular training in Implantology with the Neodent Implant System (1° module)	40
22 – 24	Modular training in Implantology with the Neodent Implant System (1° module)	40
23 – 10 Dec	VSS Certificate in Implant Dentistry (10 models, 1 per month)	42
24 – Jun	Dental Implant Live Surgery residency programme (UK & Brazil)	44
<b>March</b>	<b>2018</b>	
01	Post Graduate Certificate in Dental Implantology	32
04 – 10	International Live Patient Program	46
06 – 09	Intensive training in morse taper and immediate loading with the Neodent Implant System	48
09 – 10	Implant EZ I – Live Implant Surgery Course	50
10 – 11	Advanced immediate loading techniques using Neodent cone morse system	52
10 – 11	Full Arch Immediate load: surgical and prosthetic protocols for the dentist and technician	54
23 – 24	Post-extraction Implants & Immediate Function	56
<b>April</b>	<b>2018</b>	
03 – 09	Dental Implant Live Surgery residency programme (UK & Brazil)	44
07 – 08	NeoArch™ – restoring full arch implant bridges on 4 implants	58
16 – 18	Modular training in Implantology with the Neodent Implant System (2° module)	40
19 – 21	Modular training in Implantology with the Neodent Implant System (2° module)	40
<b>May</b>	<b>2018</b>	
04 – 05	Teeth in one day hands-on workshop and live surgery	36
12	Guided Full-Arch Rehabilitation using a cone morse implant system: time for a new concept	38
15 – 18	Intensive training in morse taper and immediate loading with the Neodent Implant System	48
31 – 02 Jun	Intensive course in Atrophic Maxilla Rehabilitation using Zygoma Implants	60

<b>June</b>	<b>2018</b>	
01 – 02	Implant EZ II – Advanced Dental Implantology for the General Practitioner	62
08 – 09	Neodent Symposium California 2018 – Bring your practice to the next level	65
15 – 16	Extreme Oral Rehabilitations	78
16	Immediate Loading and one-stage vs two-stages bone regeneration	80
25 – 27	Modular training in Implantology with the Neodent Implant System (3 <sup>o</sup> module)	40
26 – 29	Immediate prosthesis through a full digital protocol	82
28 – 30	Modular training in Implantology with the Neodent Implant System (3 <sup>o</sup> module)	40
<b>July</b>	<b>2018</b>	
01 – 07	International Live Patient Program	46
<b>August</b>	<b>2018</b>	
03 – 04	Teeth in one day hands-on workshop and live surgery	36
<b>September</b>	<b>2018</b>	
TBA	Modular training in Oral Surgery (1 <sup>o</sup> module)	84
08 – 09	Advanced immediate loading techniques using Neodent cone morse system	52
11 – 14	Immediate prosthesis through a full digital protocol	82
12	Aesthetic Implant Restorations – The clinical and laboratory interface	86
13 – 15	Modular training in Implantology with the Neodent Implant System (4 <sup>o</sup> module)	40
17 – 19	Modular training in Implantology with the Neodent Implant System (4 <sup>o</sup> module)	40
17 – 22	International Live Patient Program	46
<b>October</b>	<b>2018</b>	
02 – 04	Advanced training in reconstructive surgery on cadavers	88
06 – 07	NeoArch™ – restoring full arch implant bridges on 4 implants	58
23 – 26	Intensive training in morse taper and immediate loading with the Neodent Implant System	48
27	Guided Full-Arch Rehabilitation using a cone morse implant system: time for a new concept	38
<b>November</b>	<b>2018</b>	
02 – 03	Teeth in one day hands-on workshop and live surgery	36
09 – 10	Post-extraction Implants & Immediate Function	56
16 – 19	Cadaver Course for Complex Surgical Implant Procedures	90
26 – 01 Dec	International Live Patient Program	46
<b>Dates on request</b>		
	Certificate Program in Implant Dentistry	92
	Edentulous Options	94
	The art of immediate load – NeoArch™	96

# Post Graduate Certificate in Dental Implantology

## Course overview

The Post Graduate Certification in Dental Implantology consists of 4 units over 15 days in form of seminars, practical and live surgical sessions on your patients. It covers the key aspects of dental implantology to provide evidence based, safe and predictable treatment of participants own cases in a supervised and supportive setting.

The course is an ideal course for beginners or dentists with little experience placing implants or oral surgery. As a live patient course there is significant focus on patient selection, identifying suitable implant patients and how to create an optimum treatment plan using checklists and digital treatment planning tools. Delegates will grasp an in-depth knowledge of all the adjunct therapies and diagnostic tools to ensure that planning stages are comprehensive and thorough ensuring the patient journey is smooth and predictable.

Practical aspects involve how to scrub and prepare the surgery for implant placement, pre & post operative medication, anaesthetic techniques, basic surgical techniques including flap designs and suturing. Live surgery demonstrations and surgical techniques will also be practised and mastered on models under supervision of expert tutors. In addition, various components and treatment modalities will be covered in detail. There will be plenty of live surgery during which you will work on your own patients placing and restoring implants under supervision along with assisting your colleagues with implant placements.





Credits  
90+

## Starts

08 February (London)

01 March (Manchester)



**Hands-on patients**



**Live surgery**



**Straightforward / Advanced**



## Register now

Tipton Training Ltd  
Phone: +44 (0) 161 348 7849  
[enquiries@tiptontraining.co.uk](mailto:enquiries@tiptontraining.co.uk)  
[www.tiptontraining.co.uk](http://www.tiptontraining.co.uk)

## Venue

Tipton Training  
21 Radnor Street  
Manchester M15 5RD

## Duration

15 days  
over 1 Year

## Venue

Manchester  
& London

## Participants

Max. 24

## Fee

From £154.00  
a month  
finance options  
available

## Language

English

## Speaker

Dr Göran  
Urde



Dr Amit  
Mistry



Dr Richard  
Malloch



# Learning objectives

## Unit 1: Principles and Science for Successful Implant Dentistry

- Demonstrate an Understanding of Essential Science knowledge as it applies to Implant Dentistry.
- Evaluate and apply appropriate techniques relating to Implant dentistry.
- Demonstrate an understanding of key principles of marketing in relation to successful implant dentistry.

## Unit 2: Treatment Planning and Patient Selection

- Explain and evaluate the requirements of successful treatment planning.
- Critically evaluate the techniques available to support the success of implant dentistry.
- Explain and analyse the application of Implant techniques as learnt from simulation and own patients.

## Unit 3: Surgical Considerations and placement of Implants on Live Patients

- Explain and evaluate essential considerations needed for successful implant dentistry.
- Apply and evaluate basic implant dentistry, surgical procedures.

## Unit 4: Restorative Considerations and Restoration of Implants on Live Patients

- Demonstrate an understanding of patient Implant Dentistry needs.
- Demonstrate an understanding of essential restorative techniques.

# Hands-on cadaver intensive course in advanced implant surgery: hard and soft tissue management

## Course overview

This course is comprised of cadaver sessions over 3 days, these sessions will highlight different techniques and allow the participant to complete all course topics below in a hands-on environment.

## Learning objectives

By the end of this course participants will understand advanced grafting techniques and placement techniques for the Zygoma Implants.

## Course topics include

- Bone Block Grafts
- Onlay Grafts
- Guided Bone Regeneration
- Alveolar crestal split technique for horizontal augmentation
- Maxillary Sinus lifting and grafting, Lateral approach and Nasal Floor elevation and grafting
- Alveolar nerve lateralization and transposition
- Placement of Tilted Implants to avoid anatomic structures – Zygoma Implants
- Soft Tissue Management in Implantology



**UIC**  
barcelona





Credits  
108

08 – 10 February



**Advanced**



**Frozen cadavers**



**Register now**

[www.uic.es/en](http://www.uic.es/en)

Phone: +34 935 042 000

[lgesse@uic.es](mailto:lgesse@uic.es)

### Venue

Universitat Internacional de Catalunya, Campus Sant Cugat  
Josep Trueta, s/n  
Hospital Universitari General de Catalunya  
08195 Sant Cugat del Vallès  
Barcelona

### Duration

3 days

### Venue

Barcelona,  
Spain

### Participants

Max. 24

### Fee

€ 3.000

### Language

English

### Director

Dr Federico  
Hernández-Alfaro



### Coordinators

Dr Jorge Bertos  
Quilez



Dr Daniel de Ribot  
Martínez



## UIC information

UIC University is considered as one of the most prestigious universities internationally and more specifically Dentistry College is ranked at Spanish Top 2 by "El Mundo" daily newspaper. Oral Surgery and Maxillofacial Department at Universidad Internacional de Catalunya is a model within advanced implantology and has accomplished several scientific publications in this field. UIC Team: Dr Federico Hernández Alfaro, Dr Jorge Bertos, Dr Daniel de Ribot, Dr Albert Barroso, Dr Octavi Ortiz, Dr Paul Altuna, Dr Juan Zanon, Dr Marc Quevedo Pou, Dra Susana García, Dr Gerard Torroella, Dra Raquel Guijarro, Dr Samir Aboul Hosn, Dr Carlos Pogliafito, Dra Nuria Farré, Dra María Luisa Augé, Dr Jorge Masía, Dra Sandra Barrio, Dra. Adaia Valls.

## Explore the city

Barcelona, the cosmopolitan capital of Spain's Catalonia region, is known for its art and architecture. The fantastical Sagrada Família church and other modernist landmarks designed by Antoni Gaudí dot the city. Museu Picasso and Fundació Joan Miró feature modern art by their namesakes. City history museum MUHBA, includes several Roman archaeological sites.

# Teeth in one day hands-on workshop and live surgery

## Course overview

Mastering "IT" Immediate Teeth – Live surgery, Hands-On Prosthetics All-On-Four Technique. Surgical/Restorative Hands-on Course for Full Arch Immediate teeth replacement using the All-On-Four technique. Live Surgery with teeth extraction, Implant Placement and Transition to Immediate teeth for Immediate Loading.

## Learning objectives

This program is designed for those who want to be involved in changing people's lives through immediate teeth replacement. Treatment planning through execution of a case will be discussed in detail. Application of the principals of full arch reconstruction from CBCT evaluation, pre-surgery treatment planning, immediate load, transition to immediate teeth, post-surgical management, occlusion, final restorative and post restorative management.

## Course topics include

Learning IT – objectives for immediate teeth

- Treatment planning for IT
- Experience live surgery – Creating the ideal conditions
- Implant placement & transition, immediate teeth on models
- Final teeth A – Z Prosthetic and surgical procedures
- Interpreting a CBCT scan for IT
- Using PRF (Platelet Rich Fibrin) to enhance outcomes
- What to do pre- & post-surgery, immediate and long term
- Managing occlusion for IT
- Patient selection for IT
- Managing & avoiding complications
- Soft tissue grafting for IT





<b>Duration</b> 2 days	<b>Venue</b> Plano, Texas	<b>Fee</b> \$2,450	<b>Language</b> English
<b>Speaker</b> Dr Lee Fitzgerald			



Credits  
15.5

09 – 10 February

04 – 05 May

03 – 04 August

02 – 03 November



**Live surgery**



**Advanced**



**Register now**

Phone: +1 972 612 7800

[laura@dallasdentist.com](mailto:laura@dallasdentist.com)

#### **Venue**

Forte Implant Center  
424 Maplelawn Drive  
Plano, TX 75075

#### Patient development for IT

- Developing IT in your practice
- Proven & effective consultation skills
- Making IT affordable to your patients
- How to make IT profitable in your office
- Internal & external marketing
- Understanding what drives patient Choices for IT
- Participants should bring protective clothing and eyewear

## Explore the city

Plano is a city in north Texas. The Heritage Farmstead Museum is a restored 19th-century farm with original tools and furniture, plus a replica 1895 schoolroom. The Interurban Railway Museum traces the history of the Texas Electric Railway, and has a vintage rail car. Trails wind through a nature preserve in Oak Point Park. Northeast of town is Southfork Ranch, made famous as the setting for the TV series Dallas.

Visit Arbor Hills Nature Preserve is a 200-acre park in Plano, TX. It has several amenities including: 3 miles of paved hiking trail, 3 miles of unpaved hiking trail, a 2.8 mile off-road bike trail.

# Guided Full-Arch Rehabilitation using a cone morse implant system: time for a new concept

## Course overview

Learn how to implement new techniques in your daily clinic, using computer guided technologies for a full-arch rehabilitation. Make the right implant choice both in conventional implant surgery and implant surgery associated with bone regeneration cases.

## Learning objectives

The course aimed at giving participants all relevant information in order to allow them to make the right choice and making the best use of different implant designs in distinct clinical situations, even in bone regeneration cases with contemporary implant placement. This course also aspire to give participants the experience in computer guided surgery, positioning implants with a surgical guide. By the end of the course the participants will be able to understand how to position four implants with a customized surgical guide and how to rehabilitate your patients by using a pre-formed prostheses.

## Course topics include

- Advanced computer guided full arch procedures
- Biologic Principles of Cone Morse Implants
- Implants in daily clinical use with Bone Augmentation Procedures
- Positioning four implants with a customised surgical guide





Credits  
30

17 February

12 May

27 October



**Hands-on patients**



**Live surgery**



**Complex**



**Register now**

<http://medici.roma.it/ortodonzia/professore-michele-antonio-lopez-implantologia.php>  
Phone: +39 06 788 3044

#### Venue

Centro corsi MIVAMED SRL  
Dott. MA Lopez  
Via delle Cave, 38  
00181 Rome, Italy

#### Duration

1 day

#### Venue

Rome,  
Italy

#### Participants

Max. 10

#### Fee

€ 500

#### Language

Italian

#### Speaker

Dr Michele  
Antonio  
Lopez



## Explore the city

Rome, Italy's capital, is a sprawling, cosmopolitan city with nearly 3.000 years of globally influential art, architecture and culture on display. Ancient ruins such as the Forum and the Colosseum evoke the power of the former Roman Empire. Vatican City, headquarters of the Roman Catholic Church, has St. Peter's Basilica and the Vatican Museums, which house masterpieces such as Michelangelo's Sistine Chapel frescoes.

Visit the Colosseum or Coliseum, also known as the Flavian Amphitheatre, is an oval amphitheatre in the centre of the city of Rome, Italy. Built of concrete and stone, it is the largest amphitheatre ever built.

# Modular training in Implantology with the Neodent Implant System

## Course overview

This training will enable the participants to enter the world of implantology. During the training, the doctors will learn the basic concepts of Implantology and move forward to some more advanced techniques with the Neodent Implant System.

## Learning objectives

The goal is to go through from basic oral surgery to the integral implant treatment of the edentulous patients. By the end of this course, and practicing in real patients, participants will be able to systematically analyse all the surgical techniques, from simple to advanced cases.

## Course topics include

- Basic concepts in oral surgery and suturing techniques
- Implantoprosthesis
- Diagnosis and planning in implantology
- Biomechanical in implantology
- Clinic Cases and discussion
- Immediate loading
- Digital Technology Workflow
- One Step Hybrid Technique
- Advanced Surgery
- Techniques
- Live surgery





Credits  
**108**

1º 19 – 21 February

2º 16 – 18 April

3º 25 – 27 June

4º 17 – 19 September

or 1º 22 – 24 February

2º 19 – 21 April

3º 28 – 30 June

4º 13 – 15 September

#### Duration

4 modules,  
3 days each

#### Venue

Oporto,  
Portugal

#### Participants

Max. 8

#### Fee

€ 3.500  
4 modules

#### Language

Spanish

#### Speaker

Dr  
Reinaldo  
Siqueira



Dr Miguel  
Braga Pinto



**Hands-on patients**



**Live surgery**



**Straightforward / Advanced**



**Register now**

[www.sorrisonatural.com/curso](http://www.sorrisonatural.com/curso)

+ 351 927 495 144

+ 351 966 967 234

#### Venue

Av. Eng. Duarte Pacheco,  
2581, 4440 – 500 Valongo  
Portugal

## Explore the city

Oporto is a coastal city in northwest Portugal known for its stately bridges and port wine production. In the medieval Ribeira (riverside) district, narrow cobbled streets wind past merchants' houses and cafes. São Francisco Church is known for its lavish baroque interior with ornate gilded carvings. The palatial 19th-century Palácio de Bolsa, formerly a stock market, was built to impress potential European investors.

If you stay several days in Porto we invite you to explore the nearby cities. North of Portugal is rich in authentic destinations that will seduce you. In Portugal you will find a mix of culture, history, gastronomy, architecture and art.

Explore the small town of Aveiro and discover its colourful facades and canals. Did you know that Aveiro is located only an hour from Oporto?

Finally if you want to dive deeper into what makes Oporto unique you should experience the nature and Port wine by taking a train or boat trip in the Duoro Valley.



# VSS Certificate in Implant Dentistry

## Course overview

This course consists of a series of 10 full day intensive workshops comprising morning lectures and afternoon group discussions, case studies, practical demonstrations and hands-on sessions. This course is now approved as part of the education pathway for direct access into the 3rd Year of the University of Central Lancashire's UK's MSc in Dental Implantology.

## Course content

- Module 1: Patient assessment and treatment planning  
23rd February 2018  
Practical workshop; Treatment planning cases and discussion
- Module 2: Basic sciences for Implant Dentistry  
23rd March 2018  
Practical workshop; Gowning up and surgical set-up
- Module 3: Surgical skills for Implant Dentistry  
20th April 2018  
Practical workshop; Flap design and suturing
- Module 4: Implant Design and Biometrics  
18rd May 2018  
Practical workshop; Stent design and implant placement
- Module 5: Bone defects and management  
22rd June 2018  
Practical workshop; Use of bone substitute and membranes
- Module 6: Restoring Implants  
20th July 2018  
Practical workshop; Impression techniques and use of restorative components
- Module 7: Occlusion – basic principles  
14th September 2018  
Practical workshop; Correct use of articulators, centric relation, occlusal prescription







Credits  
80

23 February – 10 December



**Hands-on patients**



**Live surgery**



**Straightforward / Advanced**



**Register now**

Phone: +447801 583539  
courses@vssacademy.co.uk  
www.vssacademy.co.uk

#### Venue

Carrickdale Hotel & Spa  
Carrickcarnon, Ravensdale  
Dundalk, A91 PR63  
Ireland

#### Duration

10 models  
1 per month

#### Venue

Dublin,  
Ireland

#### Fee

£6130

#### Language

English

#### Speaker

Dr Fadi  
Barrak



- Module 8: Grafting procedures  
12th October 2018  
Practical workshop; Sinus lift technique – lateral and crestal approaches
- Module 9: CBCT theory and practice  
9th November 2018  
Practical workshop; Training session on CBCT and case discussions
- Module 10: Complications and their management and OSCE-style  
10th December 2018  
Practical workshop; Communication skills, presentations and OSCE exam preparation

## Explore the city

Dundalk is the county town of County Louth, Ireland. It is on the Castletown River, which flows into Dundalk Bay, and is near the border with Northern Ireland, halfway between Dublin and Belfast.

Rediscovered in 1996, Bagenal's Castle survived enveloped in the premises of the former McCann's Bakery on Abbey Way. The rediscovery has been an exciting opportunity for Newry and Mourne to preserve and restore one of the most important aspects of local heritage. The building is of significant historical interest as original plans and elevations of the building still survive in the National Archives of the UK. The Castle has been developed in a Museum and Tourist Information Centre. This project provides high-quality, dynamic museum service and acts a focus for cultural, heritage and tourism activities in the area.

# Dental Implant Live Surgery residency programme (UK & Brazil)

## Course overview

The course runs over several weekends in the UK and includes a 1-week residency programme in Brazil where you will receive intensive hands-on surgical training placing implants in patients. All materials and implants are provided. You will also have access to mentoring for as long as you require during and after the course has finished.

## Learning objectives

The aim is to understand all aspects of implants and be able to confidently place implants. Training modules include topics such as Occlusion, Anatomy, Periodontal Surgery, Flap Design, Implant Design and Systems, CT Scanning and imaging, Intra-oral Photography and more. The hands-on nature of this course and master speakers mean you'll confidently be able to place implants.

## Course topics include

- Dental Implant Background
- History & Overview
- Basic Treatment Planning
- Hands-On Implant Training (with models)
- Draping & Sterilisation
- Post-operative Care
- Applied Anatomy & Bone Physiology
- Radiology and CT scan interpretation
- Bone grafting techniques and materials
- Hands-on incisions, GBR, suturing
- Comprehensive Treatment Planning
- Additional Live Surgery (optional) – Place implants in your own patients





Credits  
120

24 February – June  
03 – 09 April (Brazil)



**Hands-on patients**



**Live surgery**



**Straightforward / Advanced**



**Register now**

[www.implantsuccess.com](http://www.implantsuccess.com)

Phone: +44 1276 469 600

[info@implantsuccess.com](mailto:info@implantsuccess.com)

**Duration**

8 days in UK  
6 days  
in Brazil

**Venue**

London,  
UK  
& Brazil

**Participants**

Max. 8

**Fee**

£ 11,995  
+ VAT

**Language**

English

**Speaker**

Dr  
Nadeem  
Zafar



## Brazil implant surgical residency – live patient implant surgeries

- Bioengineering and Biomechanics
- Immediate, Early and Delayed Placement / Loading Protocols
- Occlusion
- Implant Prosthetics Articulators / Facebows: when to use them Facebow
- Implant Overdentures
- Earn while you learn with mentoring during and after the course

# International Live Patient Program

## Course overview

ITC Seminars and the Dominican Dentistry University of Santo Domingo invite you to the best live patient surgical program. Come with us and learn how to successfully approach and treat a wide range of dental implant cases on LIVE patients. Under our faculty supervision, you will place multiple dental implants and perform the dental surgical procedure of your choice over a large patient selection.

## Learning objectives

Upon completion, doctors will be able to:

- Perform basic, intermediate and advanced surgical dental implant placements with confidence and competency
- Provide diagnosis, prognosis and properly sequenced dental implant treatment plans
- Apply the recommended guidelines for a safe and appropriate dental implant placement and therapy
- Perform comprehensive examinations, collect clinical data, and document the patient's dental and medical condition.

## Course topics include

- Sinus augmentation by Lateral Window & Crestal approach
- PRP/PRF preparation, use and blood draw technique
- Surgical techniques (incisions, flaps & suturing)
- Basic / Advanced implant surgeries
- Guided bone regeneration (GBR)
- Immediate Implant placement
- Full arch implant placements
- Bone Grafting / Augmentation
- Ramus block technique
- All-on-4 and All-on-6
- Socket Preservation
- Ridge Split





**Duration**  
6 days

**Venue**  
Santo Domingo,  
Dominican Republic

**Fee**  
Various offers available

**Language**  
English

**Speaker**

Dr Ivan Casabianca



Dr Luis Bruzual



Dr Mauro Gebran



**Credits**  
Credits available

04 – 10 March

01 – 07 July

17 – 22 September

26 November – 01 December



**Hands-on patients**



**Live surgery**



**Straightforward / Advanced**



**Register now**

Luigi Cornielles

Phone: +1 949 783 9070

Luigi@ITCSeminars.com

**Venue**

Universidad Odontologica Dominicana, Santo Domingo, Dominican Republic,

## Explore the city

Santo Domingo is the capital of the Dominican Republic and one of the Caribbean's oldest cities. Its walled, cobblestoned historic core, the Zona Colonial, has buildings that date to the 1500s, including the cathedral, which was the first built in the New World. On the cafe-lined Plaza de España is the Alcázar de Colón palace. It's now one of the city's many museums, displaying notable medieval and Renaissance art.

Located on the South Coast of the Dominican Republic, Guibia Beach is a popular surfing beach on the island. In fact, it was one of the first places that modern surfing was introduced to the islands. Though it was once a popular beach amongst swimmers as well, some of the local resorts have directed their attention to other beaches, making this a beach of seclusion for vacationers who want to escape the crowds.

# Intensive training in morse taper and immediate loading with the Neodent Implant System

## Course overview

This is an advanced course for clinicians to deepen their knowledge and surgical skills with research based training methods by Masters and PHD instructors. Attendees will learn the principles and surgical/prosthetic procedures required for immediate loading and working with a Morse Taper platform implant system.

By the end of this course participants will have the ability to practice the lectured course material, through live patient and hands-on workshop.

## Course topics include

- Osseointegration history and current reality
- Diagnosis
- Digital treatment planning
- Principles of the Morse Taper System
- Overview of Morse Taper surgical & prosthetic components
- Immediate loading
- Single & multi tooth replacement/restoration
- Immediate provisionalization





Credits  
26

06 – 09 March

15 – 18 May

23 – 26 October



**Hands-on patients**



**Live surgery**



**Advanced**



**Register now**

Eric Pszeplura

[epszepl@neodent.com.br](mailto:epszepl@neodent.com.br)

### Venue

University ILAPEO  
Rua Jacarezinho, 656,  
Mercês Curitiba,  
Paraná, Brazil  
CEP 80.710-150

### Duration

4 days

### Venue

Curitiba,  
Brazil

### Participants

Max. 12

### Fee

Various  
offers  
available\*

### Language

English

### Speaker

Dr  
Geninho  
Thome



Prof Dr  
Sérgio Rocha  
Bernardes



Dr Rubens  
Moreno de  
Freitas



## About ILAPEO

Educate yourself in ILAPEO at the Latin American Institute of Dental Research and Education. A rare opportunity to train with the elite masters and trainers of ILAPEO.

Neodent has partnered with ILAPEO (The Latin American Institute of Dental Research and Education), a renowned center of excellence in research, development and innovation in dental clinical practice. ILAPEO is an institution made up of professionals, teachers and researchers whose aim for the last 10 years has been to offer recognized and certified post-graduate, specialist and master's courses.

## Explore the city

Curitiba, the capital of the Brazilian state of Paraná, is an inland city of tall buildings such as the Panoramic Tower, with an observatory on top. Known as a cultural center, Curitiba is home to a number of performance venues, including the Wire Opera, a structure of tubular steel with a transparent roof, and the Guaíra Theater, with diverse programs, ore the city.

Visit Neodent Manufacturing to get the Neodent 360 overview by visiting the production center. Over one million implants are produced every year making Neodent the Nr. 4 global supplier of implants based on the number of implants sold. See the unique production facilities with over 1.000 Neodent employees. This visit can be arranged at the time of booking the course and is a complementary day tour and lecture.



# Implant EZ I

## Live Implant Surgery Course

### Course overview

Modern implant systems and technologies are blurring the line that separates GPs and specialists. Now more than ever, dental implants are becoming an important part of the comprehensive dental practice. Your patients want the continuity of care that can only come from a dentist able to provide dental implants. This course will demystify implantology and show you a proven and predictable method for introducing implants into your practice. You've been referring valuable revenue out of your practice for too long.

Now is the time to make implants a profitable part of your practice. You will see more opportunities to place them, know how to sell them and your production will increase. Let us show you a predictable, step-by-step approach that will make you successful in dental implantology. Make sure you register today as this course is only offered twice a year.

### Learning objectives

- Multiple live patient implant surgeries
- An approach to implants that works with all systems
- A comprehensive strategy for presenting implant cases
- Hands-on surgery demos

### Course topics include

Day 1

- Live patient implant placement surgery
- Implant level impression
- Cementation of implant restoration
- Hands-on implant simulation
- Comprehensive overview of implant systems
- Discussion of Dentist responsibilities – record keeping and risk factors
- Bone morphology and risk factors
- Methods of implant placement



DR **Dick**  
**Barnes**  
GROUP





Credits  
14

09 – 10 March



Live surgery



Straightforward / Advanced



Register now

Dr Dick Barnes Group

Phone: +1 800 995-7243

info@drdickbarnesgroup.com

### Venue

Dr Dick Barnes Group

Phone: +1 800 995-7243

info@drdickbarnesgroup.com

11170 South State Street

Sandy, Utah 84070

### Duration

2 days

### Venue

Sandy,  
Utah

### Fee

\$1995.00

### Language

English

### Speaker

Dr Jim  
Downs



Dr Bill Black



### Day 2

- Treatment sequencing considerations
- How to create working relationships with specialists
- Proper diagnosis and complete treatment planning
- Surgical stents, wax-ups and use of digital precision surgical guides
- Diagnosis and treatment planning of participant cases
- Effective case presentation and dealing with fees
- Marketing and development of your implant practice

## Explore the city

Sandy is a city in Salt Lake County, Utah, United States. The population was 87,461 at the 2010 census, making it the sixth-largest city in Utah.

Visit the Pfeifferhorn is the 11,331 feet triangularly-shaped peak located in the most isolated part of the Lone Peak Wilderness Area of the Wasatch Mountains in northern Utah, United States.

Lone Peak, a mountain peak southeast of Salt Lake City, Utah, United States is the center of the Lone Peak Wilderness, established in 1978. With an elevation of 11,260 feet (3,430 m), it is one of the taller peaks in the Wasatch Range along the Wasatch Front and tends to be a favorite hike. Lone Peak consists almost entirely of quartz monzonite (a granitoid, or granite-like) rock of the 30.5 million year old Little Cottonwood Stock. Quartzite and limestone are also found in distal locations on the mountain.

# Advanced immediate loading techniques using Neodent cone morse system

## Course overview

This 2-day course is designed for implantologists currently offering advanced treatments, focusing on the Cone Morse implant system by Neodent. This practical course will allow the dentists to place single implants with an immediate load, demonstrating the importance of soft tissue control in the aesthetic zone. The highlight of the course will be a live demonstration of the full arch same day smile technique, with step-by-step immediate acrylic bridge transition. The course will cater for dentists and the option to bring their own dental technician and dental nurse and, is conducted in the relaxed atmosphere of one of Dr Solanki's award-winning practices in Manchester.

The course will demonstrate the restorative phase from start to finish using Neodent cone morse componentry.

## Learning objectives

- Have a full understanding of the Neodent cone morse implant system, including implant and abutment selection
- Be able to identify suitable patients for immediate loading
- Treatment planning for surgical cases
- Recognise and overcome unforeseen challenges that you may be faced with
- Work effectively as a clinical team with dental technicians and nurse





Credits  
**16**

**10 – 11 March**  
**08 – 09 September**



**Hands-on patients**



**Live surgery**



**Advanced**



**Register now**

Kissdental  
Stanley Street  
Manchester UK  
Phone: +44 161 748 5250  
[www.kissdental.co.uk](http://www.kissdental.co.uk)

**Duration**

3 days

**Venue**

Manchester,  
UK

**Participants**

9 (excluding  
nurses and  
technicians)

**Fee**

£ 1,500 per  
delegate\*

**Language**

English

**Speaker**

Dr Kailesh  
Solanki



\* Refreshments and Light Lunch provided throughout the day and evening meal invitation, location to be confirmed

## Course topics include

- Treatment planning
- Introduction to Neodent cone morse implant system
- Option to place a single implant on your own patient, with on-site mentoring (immediate or delayed load optional, case dependant)
- A live demonstration of a full arch "immediate load" technique

## Special features

- Bring your own dental nurse and technician
- Optional dental nurse training available from Dr Solanki's principal nurse

## Explore the city

Manchester is a major city in the northwest of England with a rich industrial heritage. The Castlefield conservation area's 18th-century canal system recalls the city's days as a textile powerhouse, and visitors can trace this history at the interactive Museum of Science and Industry. The revitalised Salford Quays dockyards now house the Daniel Libeskind-designed Imperial War Museum North and the Lowry cultural centre.

# Full Arch Immediate load: surgical and prosthetic protocols for the dentist and technician

## Course overview

This is a practical course for dentists who already place implants and dental technicians who want to progress to full arch and immediate load cases. The course is run by the experienced team of Guy McLellan and Mike Fuse who work together at Fusion Dentistry in Cardiff UK. They have developed protocols which allow the full arch immediate loading case to become predictable and stress free for the clinical team. They will lead the delegates through the phases of NeoArch™ treatment from case selection to surgery to restoration to maintenance. It is held in a working surgery environment and you will see live surgery, surgical and technical presentations along with model based hands-on exercises.

## Learning objectives

- To understand the full arch immediate load concept
- To develop an awareness of diagnosis, case selection and treatment planning
- To gain a knowledge of the materials required to complete a full arch case
- To understand the surgical and prosthetic principles required by the surgeon and technician in the NeoArch™ treatment protocol





Credits  
**14**

**10 – 11 March**  
and later in 2018 TBC



**Advanced**



**Frozen cadavers**



**Register now**

Phone: + 44 2920 214 304  
[www.fusiondentistry.co.uk](http://www.fusiondentistry.co.uk)

#### **Venue**

Fusion Dentistry  
Abton House, Wedal Road  
Cardiff CF14 3QX

#### **Duration**

2 days

#### **Venue**

Cardiff,  
UK

#### **Participants**

Max. 15

#### **Fee**

£ 1.250

#### **Language**

English

#### **Speaker**

Dr Guy  
McLellan



Mike Fuse



## Special features

- This course is designed to be intensely practical demonstrating all of the techniques required for the successful treatment of a NeoArch™ case
- See a full live case with provisional prosthesis from start to finish
- Meet a clinical team who are experienced in the provision of full arch immediate loading cases in a general practice clinical setting. Delegates will gain maximum benefit by attending as a surgeon/technician team

## Explore the city

Cardiff is a port city on the south coast of Wales, where the River Taff meets the Severn Estuary. It was proclaimed the nation's capital in 1955. The revitalized waterfront at Cardiff Bay includes the Wales Millennium Centre, home of the national opera, orchestra, theater and dance companies, plus shops at Mermaid Quay. Architect Richard Rogers' strikingly modern Senedd building houses the Welsh National Assembly.

# Post-extraction Implants & Immediate Function

## Course overview


The challenge in implant dentistry today is how to get the perfect Implant Placement in the anterior maxilla after post extraction. How can we achieve atraumatic extractions, to preserve bone and soft tissues? How do we choose the correct Implant placement for the perfect aesthetic outcome? This 2 day hands-on course will cover the techniques published and developed by Dr Pintado in his 7 year retrospective study.

## Learning objectives

By the end of the course you will have an understanding of post extraction implants with immediate loading in the aesthetic zone and how to restore such implants from single to full arch restorations.

## Course topics include

- Immediate Implant place v delayed Implant placement “15 years of scientific background” Live Surgery
- Improving your treatment with the PRED technique
- Post extraction success Biological & Mechanical Keys
- Surgical techniques for different clinical situations
- Shape and fabricate provisional restorations for a perfect functional and aesthetic outcome







Credits  
14

23 – 24 March  
09 – 10 November

- Live surgery
- Advanced
- Hands-on pig jaws

**Register now**  
Phone: +34 938721073  
[recepcio@enricpintado.com](mailto:recepcio@enricpintado.com)  
[www.enricpintado.com](http://www.enricpintado.com)

**Venue**  
Centre Dental Enric Pintado  
CT de Vic, 11 – 13 EN B  
08241 Manresa, Barcelona

**Duration**  
2 days

**Venue**  
Manresa/  
Barcelona,  
Spain

**Participants**  
Max. 20

**Fee**  
€ 1.580

**Language**  
English

**Speaker**  
Dr Enric  
Pintado  
Boixados



## Explore the city

Manresa, in the interior of the province of Barcelona, is the capital of the region of Plà de Bages. Its city centre is located on a plain from which we can make out the rocky outlines of the Mountains of Montserrat Nature Reserve.

The houses of Manresa are arranged around the basilica of Santa Maria de la Seo. This structure combines both Romanesque and Renaissance elements, although its mainly a Gothic building. The reredos are also medieval, and constitute important examples of Catalan-Gothic painting. In the historic quarter we find remarkable buildings such as the City Hall, the Palace of Justice, and Pont Vell. This bridge is associated with the worship of San Ignacio de Loyola in Manresa, as well as the architectural compound of Santa Cova. This sanctuary was the home of St. Ignacio de Loyola, founder of the Society of Jesus, when he stayed in the city. As for Modernist architecture, Manresa has some beautiful buildings, such as the ones built by local architect Ignasi Oms i Ponsa. Some examples include the house of Torrents, the tower of Lluvià and the flour factory La Florinda. Catalan industrial architecture in this town includes many other factories.

### Social event: Paella workshop

This fun and practical cooking workshop starts with a demonstration on how to cook rice and continues with the preparation and finally cooking of the paella together.

# NeoArch™ – restoring full arch implant bridges on 4 implants

## Course overview

This course will help you to gain the skills you need to provide your patients with full arch treatment options. It provides essential knowledge for full arch rehabilitation on four implants with immediate loading. Preoperative planning, surgical and prosthetic concepts are explained through lectures, a live surgery demonstration and hands-on sessions on models.

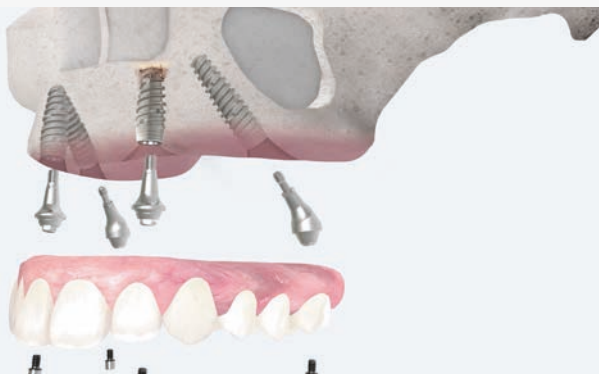
## Learning objectives

By the end of the course the participant will be able to

- Obtain the knowledge for a prosthetic driven planning concept
- Understand immediate loading concepts
- Restore a full arch on four implants

## Course topics include

- Morse taper principles
- Surgical and prosthetic components
- Immediate loading and considerations
- Immediate provisionalisation
- Complications for full arch cases
- View live surgery
- Final stage restoration and hygiene considerations












Credits  
14

07 – 08 April  
06 – 07 October

-  Live surgery
-  Advanced
-  3D Models

 **Register now**  
Phone: +44 141 564 1900  
reception@berkeleyclinic.com  
www.berkeleyclinic.com

**Venue**  
Berkeley Clinic  
5 Newton Terrace  
Glasgow G3 7PJ

<b>Duration</b> 2 days	<b>Venue</b> Glasgow, UK	<b>Participants</b> Max. 15	<b>Fee</b> £ 1,395	<b>Language</b> English
	<b>Speaker</b> Dr Greig McLean			

## Explore the city

Glasgow's vibrant city centre lies north of the River Clyde and its geographical heart is George Square, a 19th-century municipal showpiece crowned by the City Chambers.

Glasgow's commercial centre spreads west of George Square, and is mostly built on a large grid system of roads lined by grand Victorian buildings and modern skyscrapers.

The city centre offers some of the best shopping experiences outside of London, arranged along the interlinked and mostly pedestrianised thoroughfares of Argyle Street, Buchanan Street and Sauchiehall Street. The large contemporary mall Buchanan Galleries is close to Princes Square, one of the most stylish shopping centres in the country.

There is a wonderful array of restaurants and cafes in the city centre, while major cultural offerings include the Gallery of Modern Art, the showpiece Royal Concert Hall and the Theatre Royal.

Also worth exploring is the Merchant City whose 18th-century warehouses once bustled with cotton, tobacco and sugar traders. In the past two decades, the area has been regenerated with expensive designer shops, style bars and bijou cafes that give the Merchant City an air of sophistication.

### Whiskey tasting

Don't miss the chance to do a whiskey tasting whilst in Glasgow.

# Intensive course in Atrophic Maxilla Rehabilitation using Zygoma Implants

## Course overview

This course is comprised of hands-on training on patients and interactive lectures. The course will cover theory of different techniques and protocols included in the Zygoma concept, diagnosis, radiographic clinical concepts and treatment planning, surgical aspects and discussion of prosthetic rehabilitation including immediate and definitive prosthesis.

## Learning objectives

- Have a knowledge of the unique advantages of Neodent Zygoma Implants
- Precisely plan the surgical and prosthetic execution of this treatment protocol

## Course topics include

- The history of zygoma fixtures
- Indications for using zygoma implants
- Surgical approaches to the Atrophic Maxilla, future trends
- Zygomatic Implant Surgery treatment on patients (each pair of students will perform 1 surgery)
- Transfer molding of Zygomatic Implants
- Complications associated with Zygomatic Implants
- Prosthetic approaches to the Atrophic Maxilla Rehabilitation
- Zygoma Implant Prosthesis installation





31 May – 02 June



**Hands-on patients**



**Complex**



**Register now**

Gabriel Cury Batista Mendes

Phone: +55 149 817 501 75

curymendes@gmail.com

#### Duration

3 days

#### Venue

Bauru/  
São Paulo,  
Brazil

#### Participants

Max. 6

#### Fee

€ 3.500

#### Language

English

#### Speaker

Dr Luiz  
Eduardo  
Padovan



## Explore the city

Bauru is a Brazilian municipality in midwestern region of the state of São Paulo. It is the main city of the mesoregion and microregion of Bauru.

The population is 366.992 (2015 est.) in an area of 667.68 km.

Established in 1896, its boundaries are Reginópolis to the north, Arealva to the northeast, Pederneiras to the east, Agudos and Piratininga to the south and Avaí to the west.

The presence of a strong service sector, many college campuses – including the University of São Paulo and Universidade Estadual Paulista – and the city's location at the junction of three railroads and three highways make Bauru a major urban center of the State of São Paulo.

It is the hometown of Marcos César Pontes, the first Brazilian in space. It is also the town where Pelé grew up and learned his football (soccer) skills.

# Implant EZ II

## Advanced Dental Implantology for the General Practitioner

### Course overview

It is imperative for the general practitioner to be competent in the diagnosis, treatment planning and treatment techniques of the dental implant patient. The Dr Dick Barnes Group has developed a 2 day comprehensive implant course held at Straumann in Andover, MA. The simulated patient laboratory offers an unprecedented level of hands-on instruction.

Each participant is provided a simulation operatory which includes a computer and monitor, a surgical and restorative mannequin featuring soft tissue and bone with both cortical and cancellous layers, soft tissue-lined sinuses, and “wired” inferior alveolar nerves that provide real time feedback as you place the implants you will learn about. Working with these models will provide participants with an exceptional level of clinical realism – greatly accelerating their level of confidence and allow them to quickly implement implants in their practices.



A team of surgical and restorative faculty will discuss current evidence, concepts, and principles necessary to be successful in discussing dental implant treatment with patients, treatment planning cases, and placing and restoring dental implants.

You will experience: 1 weekend, 2 expert instructors, 16 implant surgeries and the ability to do more with implants starting Monday morning.

Join the renowned faculty of the Dr Dick Barnes Group for this unique educational experience that will transform your practice today.






<b>Duration</b> 2 days	<b>Venue</b> Boston	<b>Fee</b> \$1995.00	<b>Language</b> English
<b>Speaker</b>			
Dr Bill Black			
Dr Jim Downs			

Credits  
14

01 – 02 June

 **Live surgery**

 **Advanced**

 **Register now**  
Dr Dick Barnes Group  
Phone: +1 800 995-7243  
[info@drdickbarnesgroup.com](mailto:info@drdickbarnesgroup.com)

## Course topics include

### Day 1

08:00	Review
09:45 – 12:00	Simulation Lab “Ideal Single Implant Placement”
01:00 – 02:00	Lecture
02:00 – 02:45	Simulation Lab “Techniques for uncovering an Implant”
03:00 – 05:00	Simulation Lab “Anterior Implant Placement”

### Day 2

08:00 – 09:00	Treatment Planning Lecture
09:00 – 10:30	Simulation Lab “Socket Grafting, Augmentation and Sinus Bumps”
10:45 – 12:00	Simulation Lab “Extractions and Immediate Placements”
01:00 – 02:00	Simulation Lab “Implant Retained Dentures”
02:15 – 03:30	Simulation Lab “Four Implants and Three Mini Implants”
03:30 – 05:00	Case Presentation Skills

## Explore the city

Boston is Massachusetts’ capital and largest city. Founded in 1630, it’s one of the oldest cities in the U.S. The key role it played in the American Revolution is highlighted on the Freedom Trail, a 2.5-mile walking route of historic sites that tells the story of the nation’s founding. One stop, former meeting house Faneuil Hall, is a popular marketplace.

**Save the date**  
*08 – 09 June*





Credits  
16

08 – 09 June

Neodent

# Symposium *California 2018*

*Bring your practice to the next level*









Credits  
16

08 – 09 June

Neodent is proud to present the 2018 Symposium in California.

With topics that include digital workflow, immediate loading, tissue regeneration, esthetics and full arch solutions, the Symposium will cover a wide range of the hottest topics in implant dentistry. Led by experts, the Symposium offers the perfect opportunity to stay current on the latest treatment techniques while enjoying time with colleagues in a beautiful resort environment.

We look forward to seeing you in California!

 **NEODENT**  
**Symposium**



The Symposium is taking place at the Ritz-Carlton Laguna Niguel in Dana Point, CA.

This luxury resort offers worldclass accommodations and spa services, and is nestled on the cliffs above Laguna Beach. The location offers breathtaking views of the Pacific Ocean at sunrise and sunset in close proximity to activities that include shopping, whale watching, championship golf courses, swimming, and surfing.

Rooms are available at the symposium venue at a special rate of \$299 per night. Book your room by May 7th to take advantage of this discounted rate!





Dana Point is a city in Orange County, Southern California. Dana Point Harbor, with its marinas and eclectic boutiques, is a jumping off point for dolphin and whale-watching cruises. Surf waves roll onto nearby Doheny State Beach and Salt Creek Beach, which is backed by a grassy park. Trails wind through Dana Point Headlands Conservation Area, which has sweeping ocean views and an interpretive center.

With its impressive high bluffs, as well as its secluded and sheltered coves, Dana Point provides not only a sought after surfing location, but also provides one of the area's few harbors. From the fresh-water lagoon of Doheny State Beach, to the clean surroundings and fantastic views of Salt Creek Beach Park, there is much to offer. Capistrano Beach, or rather Capo Beach, is a true beach town, offering a small-town vibe for both visitors and the neighborhoods within.



## Symposium Programme

Topics will range from full-arch (NeoArch™) treatment, surgical and restorative considerations and protocols to digital dentistry and the digital work flow. Then on Saturday, you will be a part of the biggest launch in Neodent history. You will not want to miss what we have in store for you! More agenda details will be provided soon, so please feel free to check back on this site for updates.

### Registration Fees\*

- \$895 – Regular
- \$695 – Lab Technician
- \$495 – Student, Military, or Staff Member

\* Registration includes Dinner at 7 p.m. on Friday evening



Credits  
16

08 – 09 June

## Friday, June 8th **Dr Mark Adams – Moderator of the sessions**

### 08:30 a.m. – 12:00 a.m.

Introduction welcome **Dr Mark Adams**

Full-arch treatment options **Dr Caesar Butura, Dr Daniel Galindo**

Assumptions of Epithelial Attachments **Dr Carlos Araujo**

Introduction to Zirkonzahn **Mr Enrico Steger**

Lunch

### 01:00 p.m. – 05:00 p.m.

Digital Workflow **Dr Kline**

Original Cone Morse concepts **Dr Alex Molinari**

Bone Maintenance and Biological Width **Dr Brinks Austin**

Digital Dentistry **Dr Jonathan Abenaim**

### 07:00 p.m.

Dinner on the Bluffs

## Saturday, June 9th **Dr Carlos Araujo – Moderator for the sessions**

### 09:00 a.m. – 12:00 p.m.

Grand Morse Implant line launch 'greatness is an achievement'

Introduction of Grand Morse Implant line **Dr Geninho Thome**

Clinical case presentations utilizing the Grand Morse Implant line **Sergio Bernardes**

## Our speakers



### **Dr Jonathan Abenaim**

DMD is the owner of Jonathan Dental Spa. He received a BA in biology from Yeshiva University in New York , and continued his graduate work at University of Pennsylvania. Dr Abenaim graduated with a DMD with disciplines in Endodontics, Prosthetic Dentistry, and Pain Management. In addition to graduating with honors, Dr Abenaim also received the E. Howell Smith Award in Prosthetic Dentistry. Dr Abenaim is in the top 5% of elite cosmetic dentists in the United States to execute both surgical and cosmetic portions of implant dentistry. He is Board Certified in Implant Dentistry, by the American Board of Oral Implantology, an honor achieved by less than 600 dentists worldwide. Helping the future of dentistry, Dr Abenaim finds the time to instruct dental students at NYU in the department of Implant Dentistry. He has founded the Smile Syllabus Training Institute, which internationally teaches other dentists on the latest and greatest in dentistry.



### **Dr Mark Adams**

Dr Adams earned his dental degree from the University of Michigan School of Dentistry. He furthered his studies at the University of Michigan with a Master's degree in Prosthodontics, with an emphasis in cosmetic, implant, and reconstructive dentistry. Dr Adams served as a Clinical Assistant Professor at the University of Michigan School of Dentistry from 1985 to 1986. With more than 30 years in clinical practice, Dr Adams is widely regarded as an expert in the field of implant dentistry, helping to train thousands of dentists across the country. He lectures extensively throughout North America on the latest innovations in implant dentistry, cosmetic dentistry, and reconstructive dentistry, as well as practice management. He has authored numerous publications and video presentations. Dr Adams' list of accolades includes the 2003 – 2004 and 2009 Top Dentists of America Award, given by the Consumers' Research Council of America.



### **Dr Carlos Araujo**

Dr Araujo is currently Full Associate Professor in the Department of Prosthodontics, University of São Paulo School of Dentistry in Bauru. He graduated from the University of São Paulo in Brazil where achieved his master degree. He is the Coordinator of the Esthetics Master Program at the the University of São Paulo. Dr Araujo has authored several articles and book chapters in Portugese and international journals. He maintains private practice in implantology in Bauru, Brazil.



**Dr R. Brinks Austin**

Dr R. Brinks Austin earned his dental degree from the University of Iowa School of Dentistry, where he was inducted into Omicron Kappa Upsilon. At the time he completed his Oral and Maxillofacial Surgery, he also obtained a Doctor of Medicine degree at the University of Alabama at Birmingham. He then relocated to Arizona and soon after opened his own oral surgery practice, eventually being joined by his dental school colleague and friend Dr Bradley Porter to form Arizona Maxillofacial Surgeons. They've since welcomed two additional partners, Dr Brent Boyse and Dr Gregory Romney, and become the Phoenix Valley's premier oral surgery group practice. Together with his partners, Dr Austin has worked to advance knowledge and expertise among the dental community by emphasizing continuing education and professional development through their AGD certified provider organization.



**Dr Daniel Galindo**

Dr Daniel Galindo received his dental degree from Universidad Javeriana School of Dentistry in Bogotá, Colombia and his certificate in prosthodontics from the Eastman Dental Center at the University of Rochester in Rochester, New York. He served as Assistant Professor in the Department of Prosthodontics and Operative Dentistry of the University of Connecticut School of Dental Medicine and is currently Clinical Assistant Professor of the Eastman Institute for Oral Health at the University of Rochester. Dr Galindo is a Diplomate of the American Board of Prosthodontics, a Fellow of the American College of Prosthodontists and an active member of the Academy of Osseointegration, the American Academy of Fixed Prosthodontics, the American Prosthodontic Society, and the ITI International Team for Implantology. He is in full-time private practice in Phoenix, Arizona, dedicated to implant, esthetic and restorative dentistry.

## Our speakers



### **Dr Alex Molinari**

Dr Alex Molinari is currently the Director of Education for Neodent USA, Inc. Dr Molinari received a PhD in Periodontics from the Pontifical Catholic University of Paraná (PUC-PR\_BRAZIL), and a master's degree of implantology by the São Leopoldo Mandic University (Campinas, BRAZIL). Dr Molinari is a specialist in periodontics at the University of Santa Catarina (UFSC – Florianópolis – BRAZIL) and holds a graduate degree in implant prosthesis from the University of Sagrado Coração (USC – Bauru – BRAZIL). He formerly taught at ILAPEO in Curitiba, BRAZIL and was a Neodent consultant for 14 years. His research has been published in 12 publications and he has presented at more than 900 conferences in 20 different countries.



### **Dr Sérgio Rocha Bernardes**

Head of Global Research and Education Neodent. Professor at Ilapeo (Latin American Institute of Dental Research and Education – Curitiba). Member of the editorial board of the International Journal of Oral & Maxillofacial Implants (IJOMI). Editor-in-Chief at Prosthesis Laboratory in Science. B.D.S. at the Federal University of Rio de Janeiro, Brazil. Specialist in Dental Prosthesis at the APDC/Bauru, São Paulo, Brazil. Specialist in Implantology at the CFO, Brazilian Dental Council, Brazil. MSc in Oral Rehabilitation at the Federal University of Uberlândia, Brazil. PhD in Oral Rehabilitation at the São Paulo University/FORP, Brazil with a collaborative research at Eastman Dental Institute, London.





### Mr Enrico Steger

Enrico Steger is the inventor of the manual milling machine for the production of zirconium dental prostheses. After five years of High School at the Institute for Dental Technicians in Bolzano/South Tyrol and various jobs as a dental technician throughout Europe, in 1981 he set up his own dental laboratory. Working with various industrial companies, he developed a range of dental products including dental wax, drills and ceramics, as well as carrying out research into colour and form for dental prostheses. In 1986, Quintessenz published his book "Die anatomische Kaufläche" (The Anatomy of the Occlusal Surface). So he became one of the world's leading experts and trendsetters in the dental sector, publishing papers in specialist journals and becoming guest speaker in conferences in Korea, Iceland, Norway, Spain, South Africa, USA and Mexico. In 2003 Steger had a revolutionary idea: to develop a manual milling system that could be easily affordable for any dental technician. So the manual zirconium milling machine based on the functioning principle of the pantograph was born. That year, he made a prototype of the machine and, to ensure the perfect adaptability of crowns and bridges, he fine-tuned a complete system including blocks of in-house produced zirconium, milling machines and sintering kilns. In 2 years, Steger optimized the zirconium milling machine he called the "Zirkograph" and the company he founded in South Tyrol in 2003 – Zirkonzahn Srl – launched the product. The company, which today employs 250 people, grew to become a leader in the dental sector, exporting to over 100 countries.



### Dr Geninho Thome

Scientific President of Neodent, President of the Board of Neodent, Director of Research and Development of the Latin American Institute of Dental Research and Education (ILAPEO – Curitiba, Brazil). Founder and President of Neoortho. Formal Education/Degree: Ph.D. in Clinical Odontology. Centro de Pesquisas Odontológicas São Leopoldo. Mandic, SLMANDIC, Brazil. Professional Master Studies in Implantology. Universidade de Camilo Castelo Branco, UNICASTELO, Brazil. Specialization in Implantology. Escola de Aperfeiçoamento Profissional da Associação dos Cirurgiões Dentistas, EAP-ACDC, Brazil. Specialization in Periodontics. Universidade de São Paulo, USP, Brazil. Graduation in Dentistry. Universidade Federal de Santa Catarina, UFSC, Brazil. Research Fields: Immediate loading, Bone grafting, Guided surgery, Bone remodeling, Morse Cone.





Credits  
16

08 – 09 June

**Duration**

2 days

**Venue**

Dana Point,  
California

**Language**

English

# Symposium

## *California 2018*

**Register now:**

[www.neodent.us/symposium](http://www.neodent.us/symposium)

*See you in California!*



# Extreme Oral Rehabilitations

## Course overview

Modern implant techniques offer increasingly fast, predictable and esthetic results. In fact, different implant solutions provide Implantologists with the possibility of selecting the right implant design for each different surgical techniques they decide to use, reducing implant failure cases and simplifying all the surgical steps. This course offers a maxillary rehabilitative surgery with immediate load on implants techniques.

## Learning objectives

Matching advanced implant surgery with maxilla bone regeneration techniques in severe bone loss cases allows to obtain predictable results. The course aim at giving participants all relevant information in order to make the right choice between different implant designs according to the distinct clinical situations.

By the end of the course participants will have an understanding of immediate loading on implants and how to manage severe atrophic maxilla cases.

## Course topics include

- Maxilla restorative surgery and immediate loading implant techniques
- Atrophic maxilla rehabilitative surgery
- Traditional surgical techniques vs sonic instruments
- Live surgery and hands-on on models





**Duration**  
1.5 days

**Venue**  
Albiate MB,  
Italy

**Participants**  
Max. 10

**Fee**  
€ 750  
or various  
offers

**Language**  
English

**Speaker**

Dr Francesco  
Gallo



15 – 16 June



**Hands-on patients**



**Live surgery**



**Register now**

Phone: + 39 03621705096  
cboalbiate@gmail.com  
www.clinicabriantea.it

**Venue**

Clinica Briantea  
Odontostomatologica CBO  
Via Trento, 41  
20847 Albiate (MB)

## Explore the city

At only 40 minutes from Milan, you can visit a small authentic and beautiful Italian town, Monza. See the old Gothic Duomo; visit the Autodromo Nazionale where the Formula 1 happens and the Park of Monza, one of the greatest European historical parks. Inside the Park, you'll find the river Lambro, flowerbeds, fountains and small ponds. Rent a bicycle, run or just lie down and relax!

Albiate is a town and commune in the province of Monza and Brianza. It lies 25 kilometres north of Milan, at an elevation of 250 metres above sea level where the last morenic hills of upper Lombardy meet the lombard plain.

# Immediate Loading and one-stage vs two-stages bone regeneration

## Course overview

Live surgery. Restorations on implants with one-stage bone regeneration in severe bone loss case.

This practical intensive course is expressly designed for implantologists currently offering advanced treatments. The course will provide you the essential knowledge for treating cases with immediate loading using the one-stage bone regeneration technique. Focusing on the immediate load and bone regeneration topics, the course will also demonstrate the importance of soft tissue control in aesthetic zone through a live surgery section and a theoretical one during which different clinical cases supporting the speaker's guidelines will be analyzed.

One section of the course will be dedicated to the use of the prosthetic components especially designed for the immediate load technique.

## Learning objectives

The course aimed at giving participants all relevant information in order to allow them to realize restorations on implants and use one-stage bone restoration technique even in severe bone loss cases. Improve immediate load concept knowledge in order to allow the participants to bring it in their daily practice in an easier and more predictable way, starting from the most basic conditions with advantageous bone quality and dimensions to very complex cases with severe bone loss. From a single post-extraction to a full-arch restoration.





16 June



**Hands-on patients**



**Live surgery**



**Register now**

[studiomarangini@alice.it](mailto:studiomarangini@alice.it)

Phone: +39 081 578 2138

#### **Venue**

Studio Dentistico  
Dr Angelo Marangini  
Via Scarlatti 7  
Naples, Italy

#### **Duration**

1 day

#### **Venue**

Naples,  
Italy

#### **Fee**

€ 750  
various offers  
available

#### **Language**

Italian

#### **Speaker**

Dr Angelo  
Marangini



## Course topics include

- Biologic Principles of Cone Morse Implants
- Implants in daily clinical use with one-stage bone regeneration
- Bone regeneration principles

## Explore the city

Less than two hours from Rome, this port city founded by the Greeks is one of the most seductive, colorful and ungovernable city of Italy. Naples is one of Europe's largest and oldest cities where modern life and history meet on every street. It's a chaotic, surprising and intense place. The best place for having pizza, watching football and get relaxed.

# Immediate prosthesis through a full digital protocol

## Course overview

This course will help you to gain the skills you need to provide your patients with a full digital workflow from immediate placement through guided planning and guided surgery to immediate loading and restoring Implants in the same day for single teeth and Bridges, the course will also have a focus on tooth borne digital restorations.

## Learning objectives

By the end of the course the participant will be able to:

- Obtain the knowledge for a prosthetic digital driven planning concept
- Understand immediate loading concepts
- Restore a single or bridge implant or tooth borne in a full digital workflow

## Course topics include

- Intra Oral scanning demonstration on model & real patients Intra oral scanning
- CAD/CAM solutions from Surgery to Prosthetics including laboratory solutions
- Live surgery with Neodent guided surgery
- Hands-on guided surgery in real patients (single and partial)
- Try in restorations / dental infrastructure on real patients
- Prosthesis delivery (real patients)
- Morse taper principles
  - Immediate loading and considerations
  - Immediate provisionalisation







<b>Duration</b> 4 days	<b>Venue</b> Curitiba, Brazil	<b>Participants</b> Max. 12	<b>Fee</b> Various packages available	<b>Language</b> English
<b>Speaker</b> Prof Dr Sérgio Rocha Bernardes				



Credits  
26

26 – 29 June

11 – 14 September



**Hands-on patients**



**Live surgery**



**Advanced**



**Register now**

Eric Pszepiura

[epszepi@neodent.com.br](mailto:epszepi@neodent.com.br)

#### **Venue**

University ILAPEO  
Rua Jacarezinho, 656,  
Mercês Curitiba,  
Paraná, Brazil  
CEP 80.710-150

## About ILAPEO

Educate yourself in ILAPEO at the Latin American Institute of Dental Research and Education. A rare opportunity to train with the elite masters and trainers of ILAPEO. Neodent has partnered with ILAPEO (The Latin American Institute of Dental Research and Education), a renowned center of excellence in research, development and innovation in dental clinical practice. ILAPEO is an institution made up of professionals, teachers and researchers whose aim for the last 10 years has been to offer recognized and certified postgraduate, specialist and master's courses.

## Explore the city

Explore the city Curitiba, the capital of the Brazilian state of Paraná, is an inland city of tall buildings such as the Panoramic Tower, with an observatory on top. Known as a cultural center, Curitiba is home to a number of performance venues, including the Wire Opera, a structure of tubular steel with a transparent roof, and the Guaíra Theater, with diverse programs, ore the city. Visit Neodent Manufacturing to get the Neodent 360 overview by visiting the production center. Over one million implants are produced every year making Neodent the Nr. 4 global supplier of implants based on the number of implants sold. See the unique production facilities with over 1.000 Neodent employees. This visit can be arranged at the time of booking the course and is a complementary day tour and lecture.

# Modular training in Oral Surgery

## Course overview

The aim of this modular course is to enable the participants the tools for the management of both the surgical and the prosthetics field, as well as the knowledge and tools available at Neodent for a correct development of these techniques.

## Learning objectives

By the end of the course the participants will be able to understand basic oral surgery to the integral implant treatment of edentulous patients. Experience the techniques on patients with live treatment, participants will be able to systematically analyse all the implantology surgery techniques, from simple to advanced cases.

## Course topics include

- Basic concepts in oral surgery and suturing techniques
- Implant prothesis
- Diagnosis and planning in implantology
- Biomechanical in implantology
- Clinic Cases and discussion
- Immediate loading
- Digital Technology Workflow
- One Step Hybrid Technique
- Advanced Surgery Techniques
- Live surgery
- Bone grafting and sinus lift augmentation
- Soft tissue handling
- Complications, failures and emergencies
- Pharmacolog





Credits  
**138**

1° September 2018

2° October 2018

3° November 2018

4° January 2019

5° February 2019

6° March 2019

#### Duration

6 modules  
3 days each

#### Venue

Madrid,  
Spain

#### Participants

Max. 16

#### Fee

€ 5.900  
for 6 modules

#### Language

Spanish

#### Speaker

Dr José  
Vallejo  
Pintado



Dra Arantza  
Rodríguez



**Hands-on patients**



**Live surgery**



**Straightforward / Advanced**



**Register now**

Phone: +34 916 62 34 35

#### Venue

Hospital Dental de Madrid  
Calle de Arturo Soria 147,  
28043 Madrid, Spain

## Explore the city

As a crossroads of several civilizations, Spain offers a number of historical cities and towns. Major destinations include Spain's two largest cities: Madrid and Barcelona, which stand as two of the leading city destinations in Europe. Both offer a matchless number of attractions and their importance in commerce, education, entertainment, media, fashion, science, sports and arts contribute to their status as two of the world's major global cities.

Madrid, originally called Mayrit, was founded by the emir Muhammad at the end of the IX century. It was under the Arab occupation of the Iberian Peninsula, that the city gained importance, since initially the main city in the Spanish plain had been Toledo. The present location of Madrid, in the centre of Spain, was established by the king Alfonso I in 1083. Under Christian control, all symbols of the Muslim world were removed from the city and part of the cultural heritage of Madrid was lost.

# Aesthetic Implant Restorations – The clinical and laboratory interface

## Course overview

This course will help you to gain the skills you need to provide your patients with aesthetic implant restorations. It provides essential knowledge for understanding how to restore Neodent implants and respect the implant mucosal tissue whilst maximising on natural soft tissue emergence profile. It will focus on mainly single units to small span bridges. The team effort with the laboratory aids the decision-making processes to choose the most appropriate solution for each patient. We encourage clinicians and technician teams to come together to better understand the limitations and possibilities from each others perspectives.

## Learning objectives

To be able to communicate with the laboratory technician what the type of emergence form for a more harmonious appearance and minimising food impaction. Understanding what materials can be chosen and the laboratory processes involved in achieving the results. To be able to restore both screw and cement retained restorations. To understand how manipulate the soft tissues at the fit appointment. To give short and long term maintenance guidance for our patients to promote the best longevity for our implants periodontally and their aesthetic outcomes.





Credits  
6

12 September

++ Straightforward / Advanced





**Register now**

Square Mile Dental Centre  
Phone: +44 20 7377 0990  
info@squaremiledentalcentre.co.uk

**Venue**

Square Mile Dental Centre,  
7 – 9 White Kennett Street  
London E1 7BS

<b>Duration</b> 1 day	<b>Venue</b> London, UK	<b>Participants</b> Max. 10	<b>Fee</b> £400.00	<b>Language</b> English
<b>Speaker</b>				
Dr Sanjay Sethi				
Richard O'Brien				

## Course topics include

- Understanding the principals of a platform switch implant system
- Choosing the correct type of restoration for each case
- The clinical/laboratory interface in designing the restorations
- Laboratory step-by-step protocols
- Clinical step by step protocols
- Case presentations throughout the day with open discussion
- When to consider screw or cement retained restorations

## Explore the city

London, the capital of England and the United Kingdom, is a 21st-century city with history stretching back to Roman times. At its centre stand the imposing Houses of Parliament, the iconic 'Big Ben' clock tower and Westminster Abbey, site of British monarch coronations. Across the Thames River, the London Eye observation wheel provides panoramic views of the South Bank cultural complex, and the entire city.

The City of London where this course takes place is a historic financial district, home to both the Stock Exchange and the Bank of England. Modern corporate skyscrapers tower above the vestiges of medieval alleyways below. Affluent workers frequent its smart restaurants and bars. Tourists visit iconic, 17th-century St. Paul's Cathedral, trace the city's history at the Museum of London and take in performances at the huge Barbican arts centre.

# Advanced training in reconstructive surgery on cadavers

## Course overview

This course gives participants the opportunity to learn and practice advanced techniques without risks in a human anatomic environment. Its driven to professionals who want to learn advanced surgical procedures.

## Learning objectives

By the end of this course participants will be able to systematically analyse all the surgical techniques in advanced implantology.

We will provide Dentists and Maxillofacial Surgeons with the suitable diagnostic and therapeutic tools to solve complex cases in reconstructive pre-prosthetic surgery.

## Course topics include

- clinical and surgical and anatomy
- maxillary sinus floor lift lateral window techniques
- bone blocks fixing methods
- advanced soft tissue flaps and suturing methods in complex cases
- Mucogingival Surgery with free soft tissue grafts
- Zygomatic implants technique







Credits  
30

02 – 04 October

++ Straightforward / Advanced  
❄ Frozen cadavers

! **Register now**  
Rua Central de Gandra, 1317  
4585-116 Gandra – Paredes  
Phone: +351 224 157 174 06  
info@formacao.cespu.pt  
www.cespu.pt

**Duration**  
3 days

**Venue**  
Lisbon,  
Portugal

**Participants**  
Max. 10

**Fee**  
€ 2.450

**Language**  
English

**Speaker**

Dr Miguel  
Braga  
Pinto



Dr Reinaldo  
Siqueira



Dr Luís  
Cuadrado



## Explore the city & beaches

Lisbon, Portugal's hilly capital, is a coastal city known for its cafe culture and soulful Fado music. From imposing São Jorge Castle, the view encompasses the old city's pastel-colored buildings, Tagus Estuary and the Ponte 25 de Abril suspension bridge. Nearby, the National Azulejo Museum displays five centuries of decorative ceramic tiles. And just outside Lisbon is a string of Atlantic beaches, from Oeiras to Cascias.

### Wine tasting

Don't miss the chance to take a wine tasting tour whilst in Lisbon.

# Cadaver Course for Complex Surgical Implant Procedures

## Course overview

2 full days of hands-on training on cadavers 1 full day of intensive lectures. A ratio of two delegates per cadaver head, maximising the training experience. Register your nurse to train in complex implant surgical nursing alongside you – please call us to book.

## Course topics include

### Day 1 Lectures

- Surgical anatomy with emphasis on advanced augmentation procedures
- Sinus floor elevation and augmentation procedures
- Sinus pathology, recognition and management
- GBR procedures
- Block grafting
- Soft tissue grafting procedures
- Evidence based treatment planning
- Prevention and management of complications







Credits  
24

16 – 19 November

+++ **Complex**



**Frozen cadavers**



**Register now**

Phone: +447801 583539  
courses@vssacademy.co.uk  
www.vssacademy.co.uk

### Venue

West Midlands Surgical  
Training Centre,  
at the University Hospitals  
Coventry and Warwickshire  
NHS Trust, Clifford Rd,  
Coventry, CV2 2DX

**Duration**  
3 days

**Venue**  
Coventry,  
UK

**Fee**  
£2,995

**Language**  
English

### Speaker

Dr Fadi  
Barrak



Dr Maher  
Almasri



### Day 2 and 3 Hands-on Workshops on Cadavers

- Anatomy review
- Avoiding complications
- Sinus floor elevation procedures
- Crestal approach – conventional and newer atraumatic techniques
- Lateral wall approach sinus floor elevation and augmentation
- Sinus anatomy including the medial wall in relation to ENT procedures
- Block grafting techniques
- Harvesting from the chin and ramus
- Recipient site preparation and graft fixation
- Flap design and management
- Soft tissue grafting procedures
- Free and pedicle flaps
- Alternatives to autogenous flaps
- Management of complications

## Explore the city

Coventry is a city in central England. It's known for the medieval Coventry Cathedral, which was left in ruins after a WWII bombing. A 20th-century replacement, with abstract stained glass, stands beside it. The collection at the Herbert Art Gallery & Museum includes paintings of local heroine Lady Godiva. A statue of her, naked on horseback, is nearby. The 14th-century St. Mary's Guildhall has a vaulted crypt.

# Certificate Program in Implant Dentistry

## Course overview

Certification Level, course participant treat patients at their own clinics with support from professors, who are available for advice and treatment planning questions. For the Certification-level course, you will be expected to present your own cases, which will be judged and defended. Upon successful completion of the Certification Level course you will receive a diploma and be certified by The Faculty of Odontology at Malmö University to perform surgical and prosthetic implant treatment in accordance with evidence based and scientific principles.

## Learning objectives

The Implant Dentistry training program is designed for clinicians to learn how to execute dental implant treatments in a safe, predictable way. The program includes three learning modules that can be taken separately or combined over seven working days. Upon completing the Certification Level course, you'll be certified by The Faculty of Odontology at Malmö University to perform surgical and prosthetic implant treatment in accordance with evidence-based and scientific principles.

## Course topics include

- Written & Oral examination
- Participants own cases judged and defended
- Problem-based cases resolved and defended
- Advanced, hands-on implant treatments
- Complications: how to avoid and how to solve
- Pain and discomfort after implant therapy
- Immediate loading concepts
- Live Surgeries & Prosthetic treatments





Credits  
108

contact us for the next dates



**Hands-on patients**



**Live surgery**



**Advanced**



**Register now**

[goran.urde@mah.se](mailto:goran.urde@mah.se)

[www.swedishhealthcare.com](http://www.swedishhealthcare.com)

quoting Neodent referral

### Venue

Faculty of Odontology

Malmö University

Carl Gustavsväg 34

SE-205 06 Malmö University

### Duration

7 days

### Venue

Malmö,  
Sweden

### Participants

Max. 12

### Fee

\$ 8.000

### Language

English

### Speaker

Dr Göran  
Urde



## Explore the city

Malmö is the third largest city in Sweden and the 6th largest in the Nordic countries. Malmö is also the most populous city in Scania and is the economical and cultural centre of South Sweden.

Malmö was one of the earliest and most industrialized towns of Scandinavia, but it struggled with the adaptation to post-industrialism. Since the construction of the Øresund Bridge, Malmö has undergone a major transformation with architectural developments, and it has attracted new biotech and IT companies, and particularly students through Malmö University, founded in 1998. The city contains many historic buildings and parks, and is also a commercial centre for the western part of Scania.

Copenhagen, Denmark's capital, sits on the coastal islands of Zealand and Amager. It's linked to Malmö in southern Sweden by the Øresund Bridge. Indre By, the city's historic center, contains Frederiksstad, an 18th-century rococo district, home to the royal family's Amalienborg Palace. Nearby is Christiansborg Palace and the Renaissance-era Rosenborg Castle, surrounded by gardens and home to the crown jewels.

# Edentulous Options

## Course overview



This course is designed to educate you on the many options available for full arch rehabilitation. You will learn how to identify the ideal patient, present treatment and implement full arch dentistry into your practice. You will learn the contraindications with each option, as many options are patient specific. By the end of the course you will have confidence and understanding of how you can easily and efficiently add full arch solutions into your practice immediately. We will teach both removable and fixed prosthetics from case presentation to final prosthetic placement.

## Learning objectives

- Learn the 10 secrets of how to sell large treatment
- Patient Selection – Who is a good candidate
- Pre-Surgery and data collection – step by step process to gather all the data you need to be successful
- Taking Pictures and Videos to achieve perfect aesthetics
- How to work with any lab to produce a surgical guide/convertible denture
- Precise surgical protocols that work every time
- Discussion on how to be successful with or without sedation
- Surgical Complications and how to overcome them
- Postoperative care
- Importance of establishing sound occlusion
- Final Prosthesis Protocols
- Prosthesis materials and indications for each
- Prosthetic Complications and solutions
- Maintenance Protocols – how to make the investment last
- Discussion on what equipment is a must for this type of treatment
- CAD/CAM and its role in all on 4 technique





<b>Duration</b> 2 days	<b>Venue</b> Salt Lake City, Utah	<b>Fee</b> \$3,995.00	<b>Language</b> English
<b>Speaker</b> Dr Bryan Hendriks			
			
			

Credits  
16

date TBC

Please contact Dream Dental  
Institute for future course dates



Live surgery



Advanced



Register now

Phone: +1 801 9976008  
institute@dreamdental  
implants.com

#### Venue

Dream Dental Institute  
268 West 400 South  
Salt Lake City, Utah 84101

## Explore the city

Dream Dental Institute is located in the heart of Downtown Salt Lake City. Just 5 minutes from the Salt Lake International Airport. Its surrounded by many attractions including:

City Creek Center: A world-class fashion and dining destination in the heart of Salt Lake City, offering over 100 stores and high class dining.

Park City is nestled 30 miles East of Downtown Salt Lake City. Framed by the craggy Wasatch Range, it is home to the Sundance Film Festival and the 2002 Winter Olympics. It offers luxurious amenities like world class skiing, entertainment, nightlife, high-end dining and shopping.

# The art of immediate load – NeoArch™

## Course overview

The participants will gain an insight into the management of single straightforward, Implant treatment as set out in the General Dental Council guidelines. The participant will learn straightforward case planning, Implant placement and suturing techniques which will help in setting up Implant within there own practices. There will be strong emphasis on the concept of single, one abutment one time which illustrates the simplicity of the Neodent Implant system.

## Learning objectives

- To gain systematic knowledge on the design of the Neodent implant system including the surgical and prosthetic components
- Understand the principles of restoring this implant system with conventional and immediate load protocols
- Live implant surgery with open discussion of clinical cases using the different load protocols
- Hands-on experience on models and pig's heads for implant placement and experience of using different prosthetic attachments





Credits  
**11**

date TBC



**Hands-on patients**



**Live surgery**



**Straightforward / Advanced**



**Register now**

Phone: +44 1923 823504

[www.moorparkdental.com](http://www.moorparkdental.com)

[www.joebhat.com](http://www.joebhat.com)

### Venue

Moor Park Specialist  
Dental Centre, 10  
Main Avenue, Moor Park,  
Northwood, Middlesex,  
HA6 2HJ

### Duration

2 days

### Venue

Northwood,  
UK

### Participants

Max. 12

### Fee

£750.00

### Language

English

### Speaker

Dr Joe  
Bhat



## Explore the city


London, the capital of England and the United Kingdom, is a 21st-century city with history stretching back to Roman times. At its centre stand the imposing Houses of Parliament, the iconic 'Big Ben' clock tower and Westminster Abbey, site of British monarch coronations. Across the Thames River, the London Eye observation wheel provides panoramic views of the South Bank cultural complex, and the entire city. Buckingham Palace is the London residence and administrative headquarters of the reigning monarch of the United Kingdom. Located in the City of Westminster, the palace is often at the centre of state occasions and royal hospitality.

The Tower of London, officially Her Majesty's Royal Palace and Fortress of the Tower of London, is a historic castle located on the north bank of the River Thames in central London.

### Social Programme

Course Dinner on the evening of 7th.





# Registration form

## Course Title

Course Location .....

Course Venue .....

Date 

--	--	--	--

--	--

--	--

year

month

day

## Customer information

*Please fill in the information below, as you would like it to appear on the certificate/participant list:*

Title ☐ Prof ☐ Dr ☐ Mr. ☐ Ms.

Sex ☐ Female ☐ Male

Last Name .....

First Name .....

Phone .....

Email .....

Special Dietary ☐ Vegetarian ☐ Vegetarian (with fish)

☐ Other .....

Visa ☐ A signed invitation letter is necessary for my visa application.

## Billing Address

Clinic / Organization .....

Name .....

Street .....

City .....

ZIP Code .....

State .....

Country .....

Payment .....



# Neodent®

## Confidence built on strong track records

The proven implant design, connection and the surface concept of Neodent® offer great treatment efficiency, simplicity at an attractive price offering.

+ 20   
years history

 Global 4th  
in dental implants

 Present in  
+ 40 countries

 + 200  
scientific articles

 + 45,000  
customers

 99.7%  
survival rate

 + 9,000,000  
implants sold



**Implant design that**  
favors immediate function



Deep Cone Morse **connection**  
transfers load distribution and one  
prosthetic platform for simplicity



Acqua, the hydrophilic  
**surface** is designed for suc-  
cessful osseointegration.



Peace of mind through life-time  
implant guarantee and 10 year  
abutment guarantee\*

\*Neodent® product offerings vary from country to country.  
Please contact your Straumann representative for a detailed product overview.



**NeoArch™**  
Fixed full-arch solution

**EVERYONE'S  
SMILING**



**NEODENT®**  
A STRAUMANN GROUP BRAND



# New smiles everyday ...

20 years after canal treatment, my tooth got infected again, forcing me to go back through the treatment. Three years after the second treatment, I felt a discomfort again, which sent me back to the dentist. After a few tests, my dentist diagnosed a likely fracture in the root of one of my upper molars. To solve the root fracture, my dentist suggested removing the tooth and inserting an implant on the same day. Without a shadow of a doubt this was the best solution, because I felt great discomfort when the tooth was missing.



Sergio R., 38 years old,  
university lecturer

I began losing my teeth before turning 20 and had to start using a removable prosthesis. I never smiled, because I was embarrassed. Last year, I lost the last of my teeth, and my dentist recommended a full protocol with implants.

The diagnosis was quick. The surgery was on a Saturday morning and, by the end of the day, the prosthesis was in. I felt like a new person! I don't feel embarrassed any more, I smile at everyone!



**Irene C. R., 59 years old, retired**

I lost a tooth riding my bike when I was 12. I always wanted an implant, but, because I only had my first surgery when I was 30, I had already suffered bone loss and I had to have a graft before the implant could be inserted. Both the operation and the post-op went well. A dream came true! Before, I worried about smiling. Now, I love laughing, being in photos, even my lips look fuller.



**Suse S., 47 years old, teacher**

