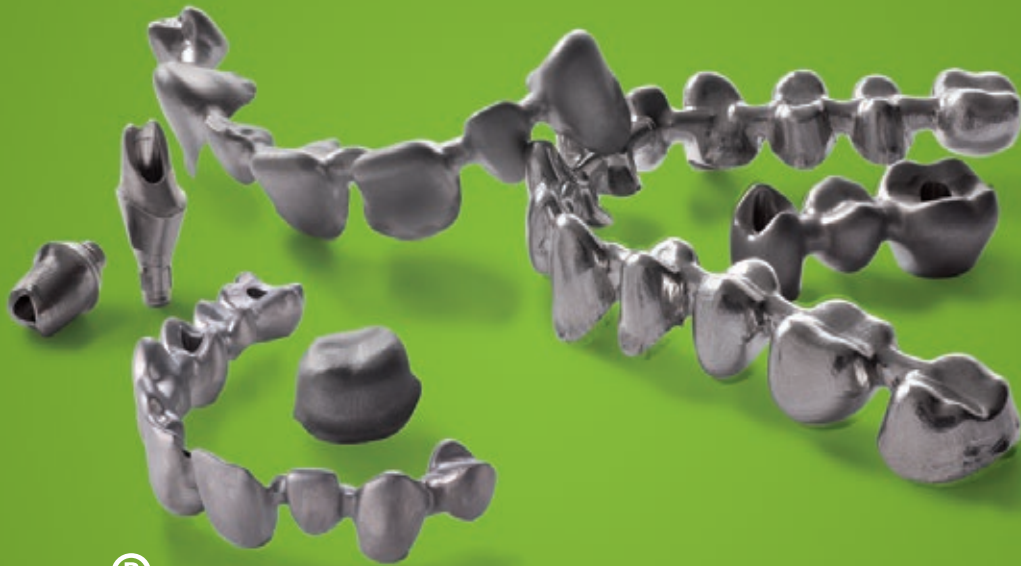




Centralized  
milling



coron<sup>®</sup>

Cobalt-Chromium Alloy

## High-quality cobalt-chromium alloy for venerable screw-retained or cemented restorations up to full-arch



### STRENGTH

The consistent high quality and strength of coron<sup>®</sup> allows for durable bars and bridges up to full-arch



### FLEXIBILITY

coron<sup>®</sup> can be either screw-retained or cemented, restoring implants and natural teeth alike, providing high flexibility to dental professionals



### HANDLING











Veneering of the cobalt-chromium alloy is comparable to noble casting alloys for easy processing

# Available indications









- ▶ For final restorations
- ▶ For up to full-arch

Recommended indication  
Possible indication  
Not possible indication (n/a)





## TOOTH-BASED

 [n/a] Inlay	 [n/a] Onlay	 [n/a] Veneer	 Partial crown	 Coping
 Full-contour crown	 Telescopic crown	 Bridge/bar framework	 Full-contour bridge	 Vestibular veneering

## ABUTMENT-BASED (AVAILABLE WITHIN THE CARES® X-STREAM™ SOLUTION)

 Coping on Ti-Base	 Full-contour crown on Ti-Base	 Bridge/bar framework on Ti-Base	 Full-contour bridge on Ti-Base
 Coping on CAD/CAM abutment	 Full-contour crown on CAD/CAM abutment	 Bridge/bar framework on CAD/CAM abutments	 Full-contour bridge on CAD/CAM abutments

## IMPLANT-BASED

 Abutment	 Anatomically reduced abutment	 Bridge/bar framework	 Anatomically reduced bridge
---	--	---	--

# Workflow

STEPS	OPTIONS
Finishing	Polishing Layering
Cementing	Adhesive Self-adhesive Conventional

# Chemical composition

ELEMENTS	WEIGHT
Co	Balance
Cr	28.0 %
W	8.5 %
Si	1.65 %
Mn, N, Nb, Fe	< 1 %

# Physical properties

PROPERTIES	VALUE
Color	Silver Grey
Material	NPM alloy
Density [g/cm <sup>3</sup> ]	8.3
Yield Strength R <sub>p0.2</sub> [MPa]	≥ 360
Elongation at break A <sub>5</sub> [%]	≥ 2
CTE (25-500°C) [K <sup>-1</sup> ]	14.3 × 10 <sup>-6</sup>

# Preparation guidelines

- ▶ The preparation shall not have angles or sharp edges
- ▶ The shoulder preparation shall be with rounded inner edges and/or chamfer
- ▶ The preparation shall have retentive surfaces for conventional cementation

## Wall thickness

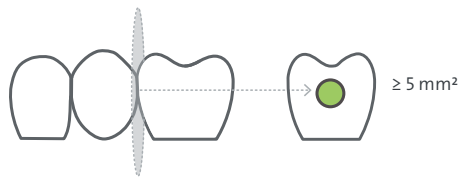
- ▶ The cross-sections shall be adjusted in relation to the total size of the restoration
- ▶ The transition from a connector to a crown or coping shall be rounded

### MINIMAL RESTORATION DESIGN

---



Restoration wall thickness



Connector cross-section

---

### International Headquarters

Institut Straumann AG

Peter Merian-Weg 12

CH-4002 Basel, Switzerland

Phone +41 (0)61 965 11 11

Fax +41 (0)61 965 11 01

[www.straumann.com](http://www.straumann.com)