



Centralized
milling

In-house
milling



JUVORA™ PEEK

High performance polymer manufactured by JUVORA™

Strong and lightweight high performance polymer
indicated for final full-arch restorations



LIGHTWEIGHT

JUVORA™ PEEK is a lightweight alternative to traditional metal frameworks



FLEXIBILITY

The material is steam sterilizable and highly biocompatible providing high flexibility to dental professionals





ENDURANCE

JUVORA™ PEEK is strong and durable, indicated for up to final full-arch restorations

Available shades

- ▶ JUVORA™ PEEK restorations (available through our CARES® centralized milling solution) and discs (for in-house milling) are available in two shades: Natural and Oyster White

JUVORA™ PEEK DISC WITH Ø 98 mm (EACH ARTICLE CONTAINS 1 DISC)

Shade	Disc height 16 mm	Disc height 20 mm
 Natural	540113	540115
 Oyster White	540103	540105

Available indications











- ▶ For final restorations

Recommended indication









Possible indication

Not possible indication (n/a)

TOOTH-BASED

 [n/a] Inlay	 [n/a] Onlay	 [n/a] Veneer	 [n/a] Partial crown	 Coping
 Full-contour crown	 Telescopic crown	 Bridge/bar framework	 Full-contour bridge/bar*	 Vestibular veneering

ABUTMENT-BASED (AVAILABLE WITHIN THE CARES® X-STREAM™ SOLUTION)

 Coping on Ti-Base	 Full-contour crown on Ti-Base	 Bridge/bar framework on Ti-Base	 Full-contour bridge on Ti-Base*
 Coping on CAD/CAM abutment	 Full-contour crown on CAD/CAM abutment	 Bridge/bar framework on CAD/CAM abutments	 Full-contour bridge on CAD/CAM abutments*

*Only up to 3 units posterior

Workflow

STEPS	OPTIONS
Nesting	Only for in-house milling
Milling*	Only for in-house milling
Finishing*	Polishing Wrap around (for fixed bars) Layering (with composite veneering only)
Cementing*	Self-adhesive <i>Recommendation:</i> 3M™ RelyX™ Unicem

*For detailed information on the use and handling of JUVORA™ PEEK, please refer to the JUVORA™ processing guide

Chemical composition

ELEMENTS	WEIGHT
Polyetheretherketone (PEEK)	≥ 90.0 %
TiO ₂	≤ 10.0 %

Physical properties

PROPERTIES	VALUE
Density [g/cm ³]	1.3 ± 0.1
Flexural strength [MPa]*	165 ± 10
Melting point [°C]	343
Water absorption [µg/mm ³]*	5 ± 1

*According to ISO 20795

Preparation guidelines

- ▶ The preparation shall not have angles or sharp edges
- ▶ The shoulder preparation shall be with rounded inner edges and/or chamfer

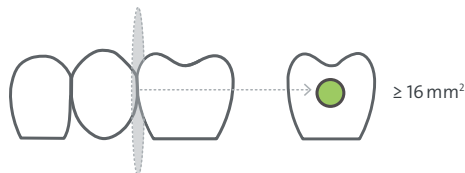
Wall thickness

- ▶ The cross-sections shall be adjusted in relation to the total size of the restoration
- ▶ The transition from a connector to a crown or coping shall be rounded

MINIMAL RESTORATION DESIGN



Restoration wall thickness



Connector cross-section

Sterilization

- ▶ For restorations bonded to abutments before being placed in the patient's mouth, the product must be sterilized before use. Sterilization according to the following parameters or per instructions for use of the abutment if different.

METHOD	CONDITIONS	DRYING TIME
Moist Heat (Autoclave) Pre-Vacuum Displacement	132°C / 134°C (270°F / 273°F) for 3 min	Local practice
Moist Heat (Autoclave) Gravity Displacement	132°C / 134°C (270°F / 273°F) for 5 min	Local practice

International Headquarters

Institut Straumann AG
 Peter Merian-Weg 12
 CH-4002 Basel, Switzerland
 Phone +41 (0)61 965 11 11
 Fax +41 (0)61 965 11 01
www.straumann.com

JUVORA™ is a trademark of JUVORA™ Ltd.
 3M™ and RelyX™ are trademarks of 3M or 3M Deutschland GmbH. Used under license in Canada.

© Institut Straumann AG, 2019. All rights reserved.
 Straumann® and/or other trademarks and logos from Straumann® mentioned herein are the trademarks or registered trademarks of Straumann Holding AG and/or its affiliates.

