

More than a simple cassette.  
A smart instrument solution.



# One surgical cassette that works with any Straumann implant line

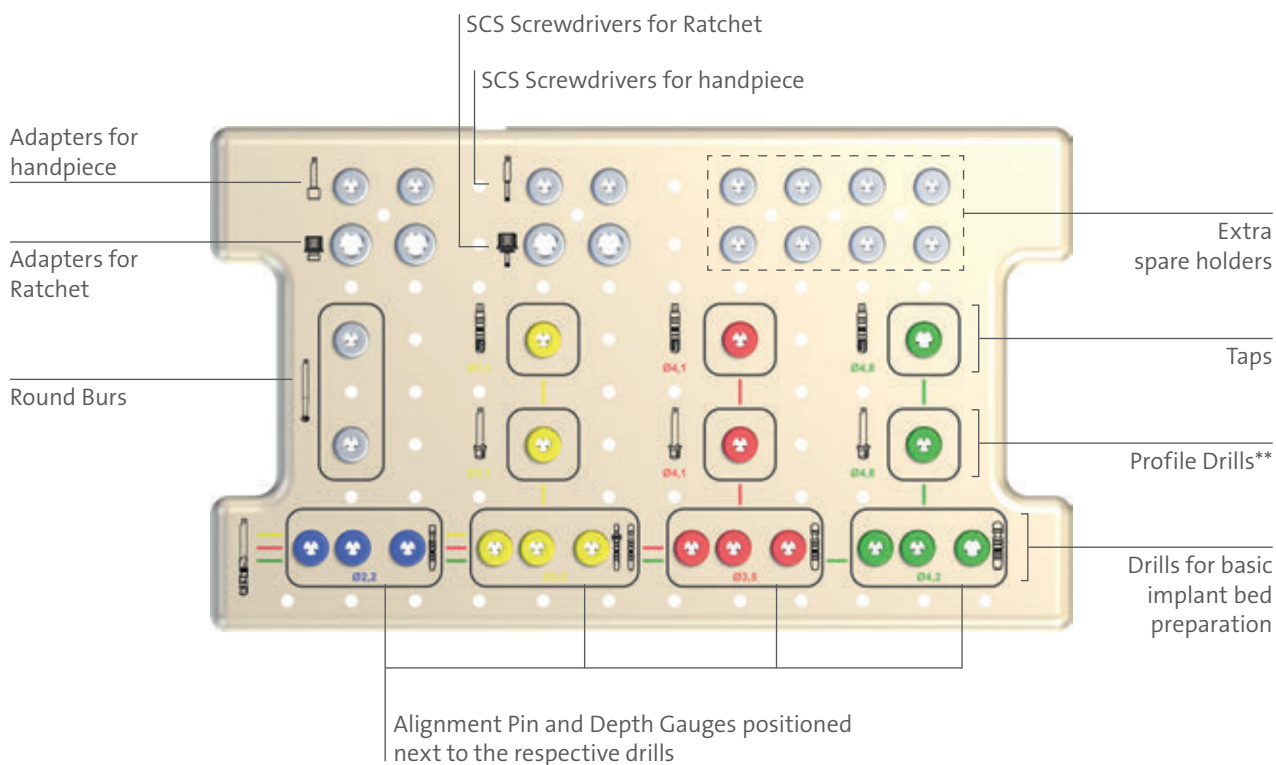
The Straumann® Basic Surgical Cassette has been designed to simplify the surgical procedure for clinicians working with one preferred Straumann implant line. No matter which implant line is used, the cassette can hold all the necessary instruments for the basic and fine implant bed preparation as well as auxiliaries (e.g. ratchet, screwdrivers and adapters) and planning aids.

## Simple and versatile

- Works with any Straumann implant line\*, e.g. BLT, BL, SP, S, TE
- Clear and simple layout for easy navigation through the surgical procedure
- Streamlined instrumentation for a more efficient protocol

The Straumann® Basic Surgical Cassette (Art.-No. 040.564) consists of the upper tray, the lower tray and the lid.

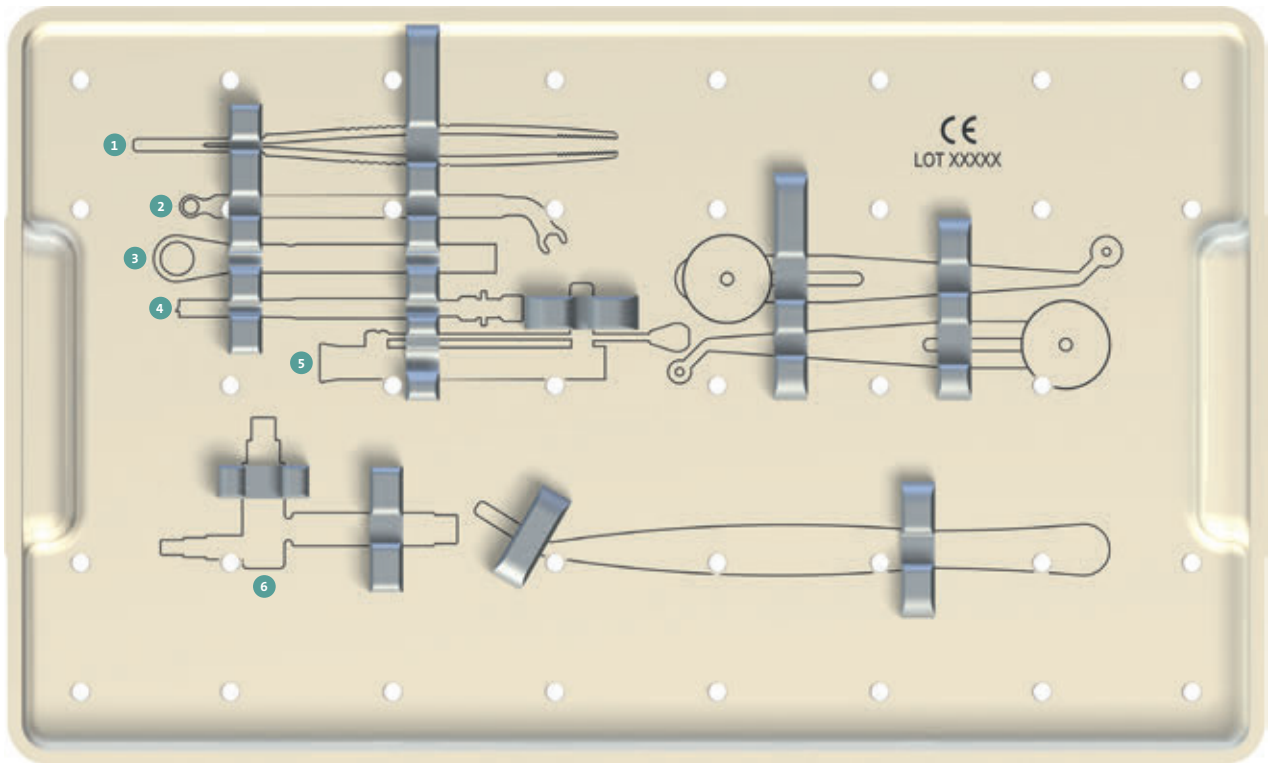
## Upper tray



\* For reference examples, see section Upper tray set-ups on p. 5.

\*\* To increase the length of the instrument, use the Drill Extender (040.563).

# Lower tray



- 1 Tweezers
- 2 Holding Key
- 3 Ratchet
- 4 Ratchet
- 5 Torque Control Device for Ratchet
- 6 Diagnostic T
- 7 Distance Indicator for Tissue Level or Bone Level
- 8 Distance Indicator for Tissue Level or Bone Level
- 9 Tweezers for instruments

# Upper tray set-ups

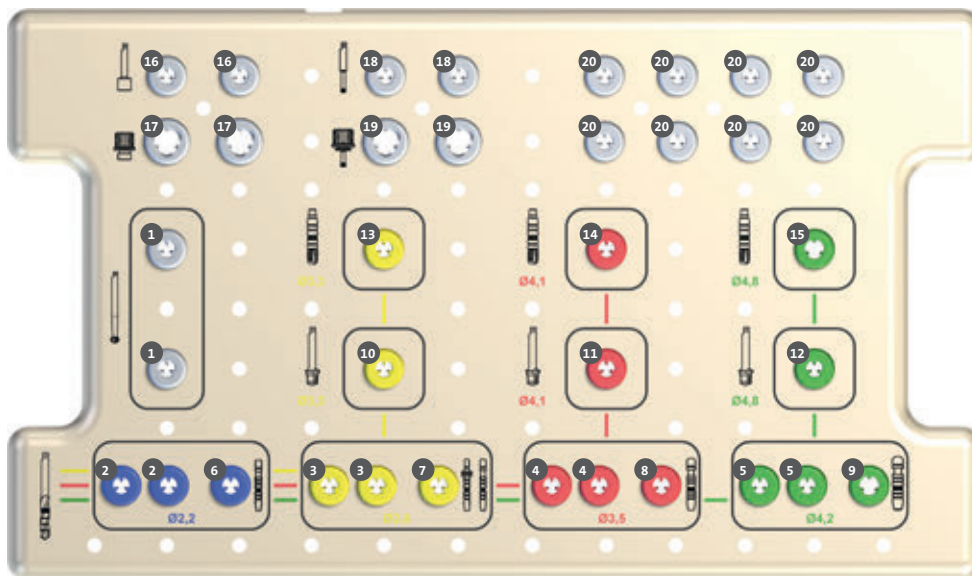
The upper tray of the Straumann® Basic Surgical Cassette can be set-up with any particular Straumann implant line. Based on the recommended surgical procedure, drills for basic implant bed preparation, profile drills, and taps should be placed into corresponding instrument holders of the cassette.




















**Note:** For detailed information on the instruments and their use in specific implant procedures, you must consult the following brochures:

- Basic Information on the Surgical Procedures – Straumann® Dental Implant System, 152.754
- Basic Information on the Surgical Procedures – Straumann® Bone Level Tapered Implant, 490.038
- Basic Information on the Surgical and Prosthetic Procedures – Straumann® PURE Ceramic Implant, 152.750
- Care and maintenance of surgical and prosthetic instruments, 152.008
- Basic Information on screw-retained hybrid restorations, 490.015
- Guidance for implant removal, 152.806

On the following pages, examples of possible cassette set-ups are illustrated.

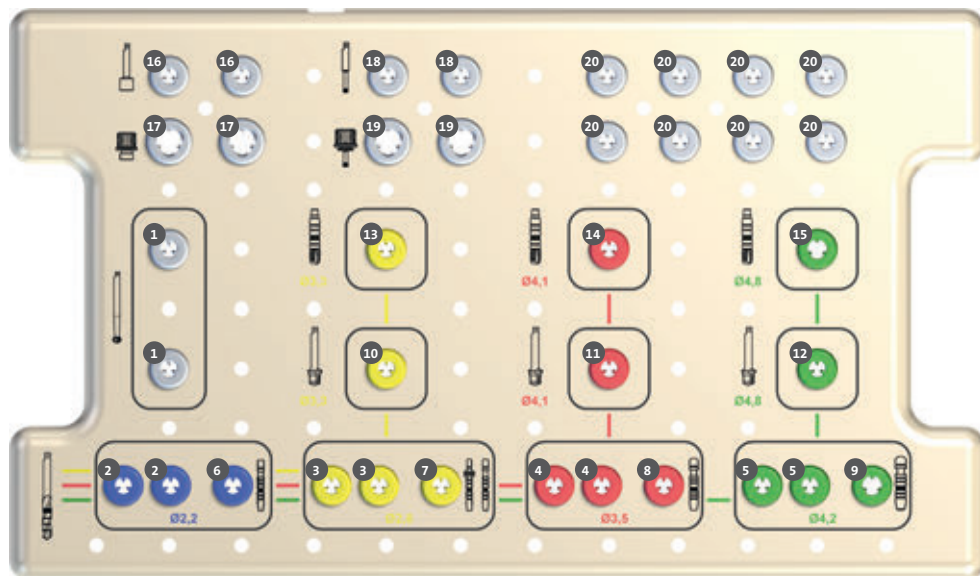
# Set-up for Bone Level Tapered (BLT) Implant Line







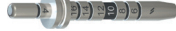



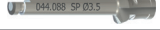










No.	Article	Article	Art. No.
1		Round Burs	044.022/044.004
2		BLT Pilot Drills Ø 2.2 mm, short/long	026.0001/026.0002
3		BLT Drills Ø 2.8 mm, short/long	026.2200/026.2201
4		BLT Drills Ø 3.5 mm, short/long	026.4200/026.4201
5		BLT Drills Ø 4.2 mm, short/long	026.6200/026.6201
6		Alignment Pin Ø 2.2 mm	046.703
7		Depth Gauge Ø 2.8 mm or Depth Gauge with Distance Indicator	046.704 or 046.705
8		Depth Gauge Ø 3.5 mm	046.706
9		Depth Gauge Ø 4.2 mm	046.707
10		BLT Profile Drill Ø 3.3 mm, short*	026.0003
11		BLT Profile Drill Ø 4.1 mm, short*	026.0005
12		BLT Profile Drill Ø 4.8 mm, short*	026.0007
13		BLT Tap Ø 3.3 mm	026.0009
14		BLT Tap Ø 4.1 mm	026.0010
15		BLT Tap Ø 4.8 mm	026.0011
16		Adapters for handpiece, short/extra short	046.471/046.470
17		Adapters for Ratchet, short/extra short	046.461/046.460
18		SCS Screwdrivers for handpiece, short/extra short	046.411/046.410
19		SCS Screwdrivers for Ratchet, short/extra short	046.401/046.400
20		Extra holders can be used for Drill Extender, Round Bur, longer versions of instruments and Bone Profilers.	

\*To increase the length of the instrument, use the Drill Extender (040.563).

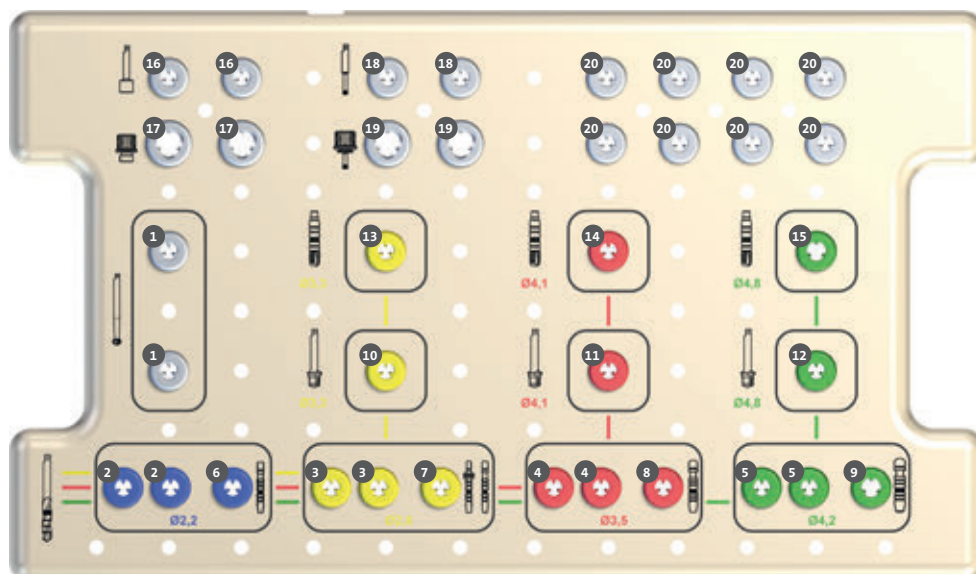
# Set-up for Standard Plus (SP) Implant Line



No.		Article	Art. No.
1		Round Burs	044.022/044.004
2		Pilot Drills Ø 2.2 mm, short/long	044.210/044.211
3		Pilot Drills Ø 2.8 mm, short/long	044.214/044.215
4		Twist Drills Ø 3.5 mm, short/long	044.250/044.251
5		Twist Drills Ø 4.2 mm, short/long	044.254/044.255
6		Alignment Pin Ø 2.2 mm	046.703
7		Depth Gauge Ø 2.8 mm or Depth Gauge with Distance Indicator	046.704 or 046.705
8		Depth Gauge Ø 3.5 mm	046.706
9		Depth Gauge Ø 4.2 mm	046.707
10		SP Profile Drill Ø 2.8 mm, short*	044.086
11		SP Profile Drill Ø 3.5 mm, short*	044.088
12		SP Profile Drill Ø 4.2 mm, short*	044.084
13		S/SP Tap Ø 3.3 mm	044.575
14		S/SP Tap Ø 4.1 mm	044.577
15		S/SP Tap Ø 4.8 mm	044.579
16		Adapters for handpiece, short/extra short	046.471/046.470
17		Adaptors for Ratchet, short/extra short	046.461/046.460
18		SCS Screwdrivers for handpiece, short/extra short	046.411/046.410
19		SCS Screwdrivers for Ratchet, short/extra short	046.401/046.400
20		Extra holders can be used for Drill Extender, Round Bur, longer versions of instruments and Bone Profilers.	

\*To increase the length of the instrument, use the Drill Extender (040.563).

# Set-up for Bone Level (BL) Implant Line

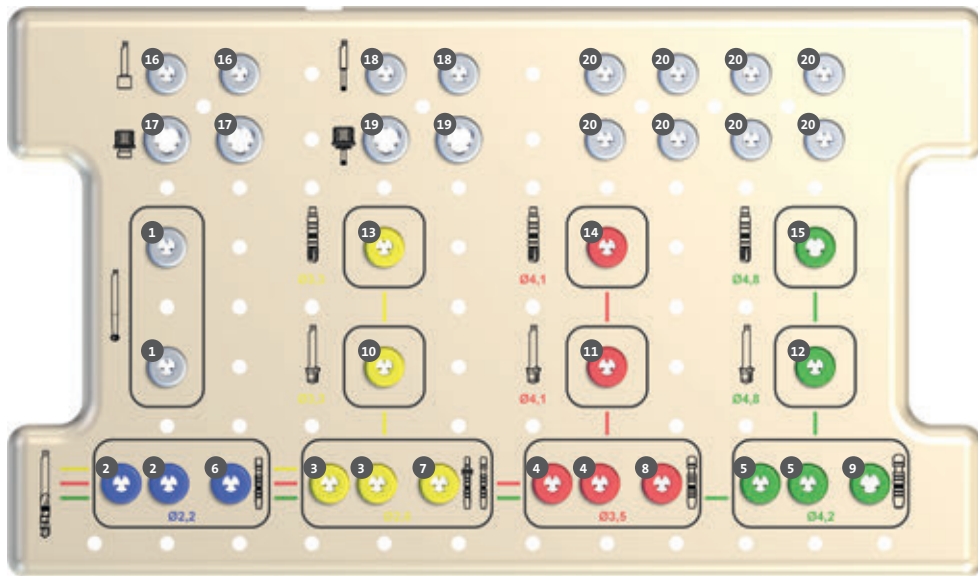


No.	Article	Article	Art. No.
1		Round Burs	044.022/044.004
2		Pilot Drills Ø 2.2 mm, short/long	044.210/044.211
3		Pilot Drills Ø 2.8 mm, short/long	044.214/044.215
4		Twist Drills Ø 3.5 mm, short/long	044.250/044.251
5		Twist Drills Ø 4.2 mm, short/long	044.254/044.255
6		Alignment Pin Ø 2.2 mm	046.703
7		Depth Gauge Ø 2.8 mm or Depth Gauge with Distance Indicator	046.704 or 046.705
8		Depth Gauge Ø 3.5 mm	046.706
9		Depth Gauge Ø 4.2 mm	046.707
10		BL/NNC Profile Drill Ø 3.3 mm, short*	026.2303
11		BL Profile Drill Ø 4.1 mm, short*	026.4303
12		BL Profile Drill Ø 4.8 mm, short*	026.6303
13		BL/TE/NNC Tap Ø 3.3 mm	026.2310
14		BL/TE Tap Ø 4.1 mm	026.4310
15		BL/TE Tap Ø 4.8 mm	026.6310
16		Adapters for handpiece, short/extra short	046.471/046.470
17		Adapters for Ratchet, short/extra short	046.461/046.460
18		SCS Screwdrivers for handpiece, short/extra short	046.411/046.410
19		SCS Screwdrivers for Ratchet, short/extra short	046.401/046.400
20		Extra holders can be used for Drill Extender, Round Bur, longer versions of instruments and Bone Profilers.	

\*To increase the length of the instrument, use the Drill Extender (040.563).



# Set-up for Tapered Effect (TE) Implant Line




No.		Article	Art. No.
1		Round Burs	044.022/044.004
2		Pilot Drills Ø 2.2 mm, short/long	044.210/044.211
3		Pilot Drills Ø 2.8 mm, short/long	044.214/044.215
4		Twist Drills Ø 3.5 mm, short/long	044.250/044.251
5		Twist Drills Ø 4.2 mm, short/long	044.254/044.255
6		Alignment Pin Ø 2.2 mm	046.703
7		Depth Gauge Ø 2.8 mm or Depth Gauge with Distance Indicator	046.704 or 046.705
8		Depth Gauge Ø 3.5 mm	046.706
9		Depth Gauge Ø 4.2 mm	046.707
10		TE Profile Drill Ø 3.3 mm, short*	044.701
11		TE Profile Drill Ø 4.1 mm, short*	044.705
12		TE Profile Drill Ø 4.8 mm, short*	044.703
13		BL/TE/NNC Tap Ø 3.3 mm	026.2310
14		BL/TE Tap Ø 4.1 mm	026.4310
15		BL/TE Tap Ø 4.8 mm	026.6310
16		Adapters for handpiece, short/extra short	046.471/046.470
17		Adapters for Ratchet, short/extra short	046.461/046.460
18		SCS Screwdrivers for handpiece, short/extra short	046.411/046.410
19		SCS Screwdrivers for Ratchet, short/extra short	046.401/046.400
20		Extra holders can be used for Drill Extender, Round Bur, longer versions of instruments and Bone Profilers.	

\*To increase the length of the instrument, use the Drill Extender (040.563).

# The Drill Extender

The Drill Extender can be used with Profile Drills and Bone Profilers to increase the overall instrument length by 15 mm.

- Compatible with standard dental shaft drills  $\varnothing$  2.35 mm (latch-type) and handpieces
- A spring lock engages the drill with a click to ensure a secure connection
- Helps to gain access between long crowns of adjacent teeth
- Can be stored in the extra spare holders of the cassette
- Slim design for optimal access to surgical site





### **International Headquarters**

Institut Straumann AG

Peter Merian-Weg 12

CH-4002 Basel, Switzerland

Phone +41 (0)61 965 11 11

Fax +41 (0)61 965 11 01

[www.straumann.com](http://www.straumann.com)

© Institut Straumann AG, 2015. All rights reserved.

Straumann® and/or other trademarks and logos from Straumann® mentioned herein are the trademarks or registered trademarks of Straumann Holding AG and/or its affiliates.